

All-Time Series Records

Opponent	Series Record	First Meeting	Last Meeting	Last Result	Opponent	Series Record	First Meeting	Last Meeting	Last Result
Alabama	0-1	11/29/87	11/29/87	L 74-80	Northern Illinois	2-1	12/22/92	12/15/99	W 78-46
American	0-0	12/6/03			Northwestern	1-0	3/23/96	3/23/96	W 79-63
Arizona State	28-36	2/2/73	2/22/03	W 72-52	Notre Dame	1-3	12/3/88	3/23/03	L 47-59
Arkansas	1-0	3/22/96	3/22/96	W 80-77	Oakland	2-0	12/29/88	12/29/89	W 75-65
Auburn	0-1	12/19/00	12/19/00	L 66-69	Ohio State	1-1	11/21/01	12/15/02	L 65-84
Baylor	2-0	12/22/81	12/29/97	W 86-73	Oklahoma	1-0	11/19/99	11/19/99	W 75-59
Biola	1-1	12/9/78	1/27/83	W 82-47	Oklahoma State	0-2	12/3/81	12/4/94	L 40-64
Boston College	0-1	12/30/87	12/30/87	L 64-79	Old Dominion	0-2	1/7/86	1/4/88	L 68-82
Bowling Green	1-0	12/8/00	12/8/00	W 99-43	Oregon	14-22	1/3/81	2/1/03	W 71-66
Brigham Young	3-5	2/24/73	11/18/00	W 76-71	Oregon State	18-19	12/7/83	3/8/03	W 70-56
California	25-13	12/17/77	3/1/03	W 68-51	Pacific	1-2	11/21/81	1/4/84	L 79-84
UC Irvine	3-3	12/14/81	11/28/93	W 73-67	Pacific Christian	1-0	12/10/81	12/10/81	W 84-60
UC Riverside	1-0	12/7/02	12/7/02	W 95-66	Pepperdine	5-2	12/29/82	11/25/02	W 80-68
UC Santa Barbara	6-4	1/3/80	1/14/02	L 80-94	Pittsburgh	0-1	12/2/01	12/2/01	L 80-81
Cal Poly-Pomona	0-6	11/19/77	11/20/82	L 66-74	Portland State	3-2	12/18/83	11/30/91	L 76-85
Cal Poly-San Luis Obispo	1-0	1/9/96	1/9/96	W 75-39	Providence	2-0	12/29/92	12/30/95	W 97-83
Cal State Fullerton	5-9	1/10/80	12/8/95	W 87-33	Puerto Rico-Mayaguez	1-0	12/20/00	12/20/00	W 105-41
Cal State Northridge	2-1	12/1/78	2/16/94	W 98-57	Purdue	0-2	12/20/97	11/19/98	L 58-65
Chico State	1-0	12/7/79	12/7/79	W 64-61	Rice	2-0	11/28/00	12/8/01	W 74-65
Cleveland State	0-1	11/28/82	11/28/82	L 43-61	Rutgers	0-2	1/2/88	3/14/99	L 47-90
Colorado	3-5	2/21/75	11/24/91	L 53-77	Sacramento State	1-0	12/17/94	12/17/94	W 105-50
Colorado State	6-2	2/22/75	12/6/99	W 89-75	St. Joseph's (Pa.)	0-1	12/28/90	12/28/90	L 63-65
Connecticut	0-1	3/21/98	3/21/98	L 57-74	St. Mary's (Calif.)	1-0	12/5/93	12/5/93	W 75-63
Cornell	1-0	12/31/88	12/31/88	W 75-47	Sam Houston State	1-0	12/4/98	12/4/98	W 85-72
Denver	1-0	12/15/86	12/15/86	W 77-54	San Diego	7-2	11/19/81	12/21/96	W 87-65
Drake	1-1	11/27/88	11/25/90	W 94-82	San Diego State	4-12	1/25/80	11/23/98	W 76-69
Eastern New Mexico	1-0	12/19/79	12/19/79	W 84-49	San Francisco	1-0	11/15/96	11/15/96	W 85-79OT
Eastern Washington	2-0	12/13/85	12/3/93	W 89-68	San Jose State	2-1	1/4/79	12/6/96	W 90-55
Evansville	1-1	11/30/87	11/22/96	W 78-50	Santa Clara	2-1	11/20/81	3/13/98	W 75-63
Florida	1-1	11/25/94	3/12/99	W 87-84OT	Simon Fraser	1-0	11/18/89	11/18/89	W 69-56
Fort Lewis	1-0	2/1/74	2/1/74	W 53-30	Southern California	14-36	12/10/77	2/16/03	W 78-64
Fresno State	1-1	12/9/94	12/10/00	W 92-55	Southern Utah	1-0	12/13/95	12/13/95	W 83-68
Georgia	1-1	3/16/97	11/30/02	W 70-49	Stanford	11-35	1/3/79	3/10/03	L 49-59
Georgia Tech	0-1	1/7/85	1/7/85	L 59-65	Stephen F. Austin	1-1	12/10/98	12/16/01	L 66-68
Harvard	2-0	12/28/95	12/8/96	W 82-45	Syracuse	0-0	TBA		
Hartford	0-0	TBA			Tennessee	0-3	12/7/93	3/20/00	L 60-75
Hawai'i	1-2	1/3/87	11/21/99	W 86-73	Tennessee-Chattanooga	0-1	1/5/85	1/5/85	L 54-63
Holy Cross	0-2	12/7/91	11/30/01	L 74-83	Tennessee Tech	1-0	11/20/99	11/20/99	W 87-71
Houston	0-1	12/6/80	12/6/80	L 59-75	Texas	0-2	12/5/92	12/21/93	L 68-79
Illinois	1-1	11/28/80	12/8/02	W 75-73	Texas A&M	2-0	11/25/96	12/10/97	W 84-59
Illinois State	1-2	12/22/84	12/6/91	L 59-73	Texas-Arlington	1-0	12/1/89	12/1/89	W 68-66
Indiana	1-1	12/21/81	12/12/99	W 87-70	Texas-El Paso	8-3	2/7/75	12/13/87	W 65-52
Iowa State	0-1	11/25/88	11/25/88	L 61-71	Texas Southern	1-0	12/10/99	12/10/99	W 96-46
Kansas	2-2	1/5/87	12/29/00	W 81-73	Texas State	1-1	12/7/92	12/18/95	W 74-58
Kent	1-0	3/18/00	3/18/00	W 73-61	Texas Tech	0-1	12/22/79	12/22/79	L 65-98
Lamar	1-0	12/5/81	12/5/81	W 73-72	Toledo	1-0	12/17/91	12/17/91	W 65-60
Long Beach State	2-14	12/9/77	12/1/96	W 97-57	UCLA	15-35	1/8/77	2/14/03	L 47-48
Louisiana State	1-1	12/2/94	11/22/02	L 71-78OT	U.S. International	3-0	12/11/79	1/12/85	W 58-66
Louisiana Tech	0-4	12/29/90	12/6/98	L 72-85	Utah	2-8	1/17/75	11/24/90	L 74-91
Louisville	2-0	12/29/99	12/17/00	W 90-60	Utah State	4-7	2/22/73	12/4/86	W 75-41
Marquette	1-0	11/30/85	11/30/85	W 82-58	Vanderbilt	0-2	12/1/92	12/29/94	L 39-79
Marshall	1-0	12/28/99	12/28/99	W 91-61	Virginia	1-2	12/2/88	3/15/98	W 94-77
Massachusetts	0-0	TBA			Wake Forest	1-0	12/3/95	12/3/95	W 63-47
Mercer	0-1	1/3/85	1/3/85	L 55-81	Washington	10-24	11/24/79	3/9/03	W 74-51
Miami (Fla.)	1-1	1/27/88	12/2/89	L 65-85	Washington State	17-17	1/17/87	2/8/03	W 80-50
Michigan State	1-0	1/2/93	1/2/93	W 89-46	Wayland Baptist	2-0	12/2/82	12/3/83	W 68-58
Mississippi	1-0	12/18/89	12/18/89	W 67-61	Weber State	3-4	1/31/75	12/10/95	W 92-46
Missouri	0-1	11/29/85	11/29/85	L 62-86	West Texas State	4-0	1/12/79	1/4/80	W 62-48
Monmouth	1-0	11/29/96	11/29/96	W 84-42	West Virginia	1-0	11/27/82	11/27/82	W 65-61
Montana	0-0	TBA			Western Illinois	1-0	12/27/89	12/27/89	W 73-71
Navy	0-0	TBA			Western Kentucky	2-0	3/21/96	3/14/97	W 76-54
Nebraska	2-3	1/7/82	12/21/00	W 79-68	Western Michigan	1-0	12/27/92	12/27/92	W 76-48
Nevada-Las Vegas	3-3	2/8/75	12/22/02	W 101-73	Western New Mexico	3-0	2/5/86	12/16/88	W 96-64
Nevada-Reno	1-0	12/11/94	12/11/94	W 79-57	Wichita State	0-1	12/4/81	12/4/81	L 71-82
New Mexico	8-7	2/2/73	12/18/02	W 70-61	Wisconsin	2-0	11/24/84	1/26/03	W 62-55
New Mexico State	12-11	2/3/73	12/30/91	W 100-97	Wisconsin-Green Bay	1-0	11/13/98	11/13/98	W 84-65
North Dakota	0-1	12/18/87	12/18/87	L 59-61	Wyoming	5-3	3/8/74	12/1/95	W 80-61
Northeastern	1-0	12/5/97	12/5/97	W 96-49	Youngstown State	1-0	11/26/82	11/26/82	W 75-52
Northern Arizona	27-6	2/10/73	12/1/97	W 89-66					
Northern Colorado	2-4	2/23/73	2/24/79	W 87-83					

Boldface indicates 2003-04 opponent.

All-Time Series Results

ALABAMA (0-1)

11/29/87 L Alab. 80, vs UA 74

ARIZONA STATE (28-36)

2/2/73 W UA 50, vs. ASU 39
2/17/73 L ASU 44, at UA 39ot
3/13/73 W UA 47, at ASU 46
2/8/74 W UA 54, vs. ASU 27
2/15/74 L n/a (at ASU)
2/22/74 W at UA 47, ASU 33
1/24/75 W UA 76, at ASU 42
1/17/76 W at UA 79, ASU 37
1/5/77 L at ASU 77, UA 52
2/26/77 L at ASU 108, UA 77
1/9/78 L ASU 78, at UA 65
2/25/78 W at UA 73, ASU 70
11/24/78 L ASU 105, at UA 62
12/16/78 L at ASU 98, UA 65
3/3/79 L at ASU 75, UA 48
2/2/80 L at ASU 76, UA 38
2/29/80 L ASU 84, at UA 77
1/24/81 L at ASU 83, UA 54
2/27/81 L ASU 86, at UA 64
1/27/82 L ASU 78, at UA 68
2/20/82 L at ASU 74, UA 63
1/29/83 L at ASU 72, UA 52
3/5/83 L ASU 77, at UA 74
2/9/84 L ASU 77, at UA 59
3/9/84 L at ASU 85, UA 75
2/9/85 L at ASU 87, UA 74
3/9/85 L ASU 80, at UA 66
1/25/86 L ASU 66, at UA 64
3/3/86 L at ASU 89, UA 75
1/31/87 W UA 72, at ASU 55
3/7/87 W at UA 77, ASU 67
1/30/88 L at ASU 65, UA 64
2/27/88 L ASU 63, at UA 56
1/27/89 W at UA 77, ASU 70
2/24/89 W UA 87, at ASU 74
1/19/90 L at ASU 84, UA 78
2/16/90 L ASU 91, at UA 85
1/19/91 L ASU 84, at UA 65
2/16/91 W UA 69, at ASU 66ot
1/18/92 L at ASU 84, UA 66
2/14/92 L ASU 84, at UA 82
1/23/93 L ASU 73, at UA 72
2/19/93 L at ASU 75, UA 58
1/8/94 W UA 89, at ASU 62
3/12/94 W at UA 104, ASU 69
1/7/95 W at UA 79, ASU 71
3/11/95 W UA 81, at ASU 72
1/13/96 W UA 78, at ASU 63
2/10/96 W at UA 82, ASU 73
1/10/97 W at UA 72, ASU 66
2/8/97 W UA 66, at ASU 42
1/17/98 W UA 70, at ASU 60
2/14/98 W at UA 92, ASU 57
1/16/99 W at UA 70, ASU 61
2/13/99 W UA 76, at ASU 67ot
1/30/00 W at UA 60, ASU 58
2/26/00 W UA 72, at ASU 61
1/27/01 L at ASU 67, UA 57
2/24/01 L ASU 70, at UA 67ot
12/30/01 L at ASU 87, UA 64
2/23/02 W at UA 72, ASU 66
3/2/02 L ASU 66, vs. UA 58
1/23/03 L at ASU 73, UA 58
2/22/03 W at UA 72, ASU 52

ARKANSAS (1-0)

3/22/96 W UA 80, vs. Ark. 77

AUBURN (0-1)

12/19/00 L vs. AU 69, UA 66

BAYLOR (2-0)

12/22/81 W UA 80, vs. BU 76
12/29/97 W UA 86, vs. BU 73

BIOLA (1-1)

12/9/78 L Biola 78, at UA 64
1/27/83 W at UA 82, Biola 47

BOSTON COLLEGE (0-1)

12/30/87 L at BC 79, UA 64

BOWLING GREEN (1-0)

12/8/00 W at UA 99, BGSU 43

BRIGHAM YOUNG (3-5)

2/24/73 L n/a (neutral)
3/8/74 W n/a (neutral)
1/18/75 W at UA 54, BYU 49
2/27/76 L at BYU 78, UA 55
2/19/77 L BYU 87, at UA 59
1/21/78 L at BYU 91, UA 59
1/26/79 L BYU 89, at UA 86
11/18/00 W at UA 76, BYU 71

CALIFORNIA (25-13)

12/17/77 W at UA 67, Cal 62
1/5/79 L at Cal 88, UA 70
12/19/81 L vs. Cal 90, UA 50
1/6/84 L at Cal 86, UA 75
1/26/87 L at Cal 97, UA 62
2/28/87 L Cal 84, at UA 77ot
1/9/88 W UA 79, at Cal 75
2/5/88 W at UA 68, Cal 56
2/3/89 L at Cal 75, UA 59
3/4/89 W at UA 71, Cal 70
1/27/90 L at Cal 89, UA 77
2/22/90 W at UA 90, Cal 78ot
1/26/91 L Cal 80, at UA 73
2/21/91 L at Cal 91, UA 80
2/1/92 L at Cal 91, UA 67
2/27/92 L Cal 91, at UA 85
2/7/93 W UA 73, at Cal 72ot
3/4/93 L Cal 81, at UA 74
1/13/94 W UA 88, at Cal 70
2/12/94 W at UA 84, Cal 70
1/12/95 W at UA 92, Cal 67
2/11/95 L at Cal 94, UA 66
1/4/96 W at UA 102, Cal 66
3/9/96 W UA 85, at Cal 82
1/2/97 W UA 79, at Cal 59
3/8/97 W at UA 87, Cal 64
1/29/98 W at UA 81, Cal 44
2/26/98 W UA 67, at Cal 57
1/30/99 W UA 77, at Cal 58
2/25/99 W at UA 74, Cal 65
1/6/00 W at UA 71, Cal 58
3/11/00 W UA 64, at Cal 58
1/4/01 W UA 79, at Cal 68
3/10/01 W at UA 75, Cal 62
12/21/01 W at UA 66, Cal 61
1/26/02 W UA 76, at Cal 68
12/27/02 W UA 83, at Cal 53
3/1/03 W at UA 68, Cal 51

UC IRVINE (3-3)

12/14/81 W at UA 63, UCI 62
2/27/82 L at UCI 56, UA 48
1/5/83 L at UCI 64, UA 59
12/21/85 L at UCI 68, UA 61
12/13/92 W at UA 84, UCI 64
11/28/93 W UA 73, at UCI 67

UC RIVERSIDE (1-0)

12/7/02 W at UA 95, UCR 66

UC SANTA BARBARA (6-4)

1/3/80 L UCSB 75, at UA 62
1/7/81 L at UCSB 68, UA 56
1/13/82 W UA 65, at UCSB 64
12/2/83 W at UA 70, UCSB 53
12/19/90 L UCSB 103, at UA 74
11/23/97 W at UA 107, UCSB 74
12/19/98 W UA 78, at UCSB 71
11/30/99 W at UA 86, UCSB 76
11/26/00 W UA 71, at UCSB 63
1/14/02 L UCSB 94, at UA 80

CAL POLY-POMONA (0-6)

11/19/77 L CPP 90, at UA 43
11/17/79 L CPP 80, at UA 63
2/21/80 L at CPP 88, UA 52
11/21/80 L CPP 76, at UA 68
12/18/80 L at CPP 81, UA 49
11/20/82 L CPP 74, at UA 66

CAL POLY-SLO (1-0)

1/9/96 W at UA 75, CPS 39

CAL ST. FULLERTON (5-9)

1/10/80 W UA 57, at CSF 56
2/8/80 L CSF 97, at UA 43
1/9/81 W UA 71, at CSF 68
2/6/81 L CSF 95, at UA 65
1/23/82 L CSF 76, at UA 65
2/6/82 L at CST 75, UA 65
1/7/83 L at CSF 81, UA 76
2/26/83 W at UA 63, CSF 61
1/19/84 L CSF 71, at UA 62
2/16/84 L at CSF 84, UA 49
1/31/85 L at CSF 59, UA 47
3/2/85 L CSF 70, at UA 51
11/26/93 W UA 90, at CSF 77
12/8/95 W at UA 87, CSF 33

CAL ST. NORTHRIDGE (2-1)

12/1/78 L CSN 99, vs. UA 77
12/13/91 W at UA 112, CSN 66
2/16/94 W at UA 98, CSN 57

CHICO STATE (1-0)

12/7/79 W UA 64, vs. CSU 61

CLEVELAND STATE (0-1)

11/28/82 L CSU 61, vs. UA 43

COLORADO (3-5)

2/21/75 W UA 75, at UC 36
2/14/76 W at UA 70, UC 65
2/5/77 L at UC 79, UA 58
2/18/78 L at UC 73, UA 64
12/11/88 W at UA 75, UC 69
12/31/89 L at UC 78, UA 69
1/1/91 L UC 75, at UA 69ot
11/24/91 L at UC 74, UA 53

COLORADO STATE (6-2)

2/22/75 L at CSU 57, UA 46
2/12/76 W at UA 56, CSU 39
2/3/77 W UA 82, at CSU 70
2/3/78 W at UA 71, CSU 44
2/10/79 W UA 78, at CSU 72
11/22/91 W UA 79, at CSU 77
12/27/99 L at CSU 80, UA 70
12/6/99 W at UA 89, CSU 75

CONNECTICUT (0-1)

3/21/98 L UConn 74, vs. UA 57

CORNELL (1-0)

12/31/88 W at UA 75, Cornell 47

DENVER (1-0)

12/15/86 W at UA 77, Denver 54

DRAKE (1-1)

11/27/88 L at Drake 84, UA 74
11/25/90 W UA 94, vs. Drake 82

EASTERN NEW MEXICO (1-0)

12/19/79 W UA 84, at ENM 49

EASTERN WASHINGTON (2-0)

12/13/85 W at UA 74, EWU 65
12/3/93 W at UA 89, EWU 68

EVANSVILLE (1-1)

11/30/87 L UE 75, vs. UA 70
11/22/96 W at UA 78, UE 50

FLORIDA (1-1)

11/25/94 L UF 94, vs. UA 76
3/12/99 W UA 87, vs. UF 84ot

FORT LEWIS (1-0)

2/1/74 W at UA 53, FL 30

FRESNO STATE (1-1)

12/9/94 L FS 70, at UA 56
12/10/00 W at UA 92, FS 55

GEORGIA (1-1)

3/16/97 L at UGA 80, UA 74
11/30/02 W at UA 70, UGA 49

GEORGIA TECH (0-1)

1/7/85 L at GT 65, UA 59

HARVARD (2-0)

12/28/95 W UA 83, at HU 59
12/8/96 W at UA 82, HU 45

HAWAII (1-2)

1/3/87 L at Hawai'i 60, UA 48
11/23/90 L at Hawai'i 67, UA 66
11/21/99 W UA 86, at Hawai'i 73

HOLY CROSS (0-2)

12/7/91 L HC 76, vs. UA 73
11/30/01 L HC 83, at UA 74

HOUSTON (0-1)

12/6/80 L UH 75, at UA 59

ILLINOIS (1-1)

11/28/80 L Illinois 75, vs. UA 41
12/8/02 W at UA 75, Illinois 73

ILLINOIS STATE (1-2)

12/22/84 L ISU 69, at UA 55
11/27/85 W UA 73, at ISU 71
12/6/91 L ISU 73, vs. UA 59

INDIANA (1-1)

12/21/81 L IU 68, vs. UA 57
12/12/99 W at UA 87, IU 70

IOWA STATE (0-1)

11/25/88 L at ISU 71, UA 61

KANSAS (2-2)

1/5/87 L KU 70, vs. UA 68
1/31/98 W UA 67, vs. KU 62
12/21/99 L at KU 71, UA 68
12/29/00 W at UA 81, KU 73

KENT STATE (1-0)

3/18/00 W UA 73, vs. KSU 61

LAMAR (1-0)

12/5/81 W UA 73, vs. Lamar 72

LONG BEACH STATE (2-14)

12/9/77 L at LBSU 112, UA 54
1/11/80 L at LBSU 110, UA 51
2/9/80 L LBSU 92, at UA 58
1/10/81 L at LBSU 93, UA 39
2/7/81 L LBSU 68, at UA 43
1/8/82 L LBSU 77, at UA 53
2/4/82 L at LBSU 84, UA 48
1/8/83 L at LBSU 106, UA 69
2/25/83 L LBSU 94, at UA 67
1/20/84 L LBSU 75, at UA 61
2/18/84 L at LBSU 77, UA 53
1/25/85 L LBSU 86, at UA 67
2/23/85 L at LBSU 85, UA 55
12/4/90 L at LBSU 106, UA 62
1/5/92 W at UA 66, LBSU 56
12/1/96 W UA 97, at LBSU 57

LOUISIANA STATE (1-1)

12/2/94 W at UA 71, LSU 62
11/22/02 L LSU 78, at UA 71ot

LOUISIANA TECH (0-4)

12/29/90 L LaTech 92, vs. UA 68
11/17/96 L at LaTech 73, UA 60
12/30/97 L at LaTech 75, UA 64
12/6/98 L LaTech 85, at UA 72

LOUISVILLE (2-0)

12/29/99 W UA 80, at UL 70
12/17/00 W at UA 90, UL 60

MARQUETTE (1-0)

11/30/85 W UA 82, vs. MU 58

MARSHALL (1-0)

12/28/99 W UA 91, vs. MU 61

MERCER (0-1)

1/3/85 L at Mercer 81, UA 55

MIAMI (FLA.) (1-1)

1/27/88 W at UA 78, Miami 71
12/2/89 L at Miami 85, UA 65

MICHIGAN STATE (1-0)

1/2/93 W at UA 89, MSU 46

MISSISSIPPI (1-0)

12/18/89 W at UA 67, Miss. 61

MISSOURI (0-1)

11/29/85 L UM 86, vs. UA 62

MONMOUTH (1-0)

11/29/96 W at UA 84, MU 42

All-Time Series Results

NEBRASKA (2-3)

1/7/82 L NU 79, at UA 73
11/23/84 L at NU 103, UA 68
12/7/97 W at UA 68, NU 56
11/15/98 L at NU 72, UA 48
12/21/00 W UA 79, vs. NU 68

NEVADA-LAS VEGAS (3-3)

2/8/75 W at UA 96, UNLV 63
1/30/76 L at UNLV 117, UA 51
11/30/78 L at UNLV 106, UA 63
1/2/82 L at UNLV 80, UA 56
12/6/00 W at UA 91, UNLV 74
12/22/02 W UA 101, at UNLV 73

NEVADA-RENO (1-0)

12/11/94 W at UA 79, UNR 57

NEW MEXICO (8-7)

2/2/73 W UA 73, vs. UNM 36
2/17/73 W at UA 80, UNM 52
2/9/74 L at UNM 51, UA 50
2/23/74 W UA 66, vs. UNM 34
2/28/75 W UA 83, at UNM 33
2/20/76 L UNM 58, at UA 51
2/10/77 L at UNM 80, UA 50
2/11/78 L at UNM 98, UA 64
2/28/79 L UNM 94, at UA 65
11/29/91 W UA 82, vs. UNM 53
11/27/94 W UA 77, vs. UNM 58
11/27/99 W at UA 74, UNM 63
3/17/01 L at UNM 75, UA 62
11/27/01 L at UNM 75, UA 67
12/18/02 W at UA 70, UNM 61

NEW MEXICO STATE (12-11)

2/3/73 W UA 48, at NMSU 41
2/16/73 W at UA 44, NMSU 29
2/9/74 W UA 50, vs. NMSU 34
2/23/74 W UA 57, vs. NMSU 35
3/1/75 W UA 63, at NMSU 48
2/22/76 W at UA 72, NMSU 67
12/11/76 L NMSU 92, at UA 62
2/12/77 L at NMSU 91, UA 58
3/4/78 L at NMSU 76, UA 71
1/18/79 W at UA 80, NMSU 65
12/8/79 L at NMSU 88, UA 81
12/3/82 L at NMSU 67, UA 63
11/26/83 L at NMSU 54, UA 53
11/29/84 W at UA 66, NMSU 61
2/20/86 L at NMSU 69, UA 52
12/7/86 L at NMSU 76, UA 58
12/10/87 L NMSU 80, at UA 66
12/29/88 W at UA 64, NMSU 61
11/25/89 W at UA 83, NMSU 55
12/6/89 L at NMSU 68, UA 62
12/2/90 W UA 94, at NMSU 82
12/9/90 L NMSU 82, at UA 73
12/30/91 W UA 100, at NMSU 97

NORTH DAKOTA (0-1)

12/18/87 L UND 61, at UA 59

NORTHEASTERN (1-0)

12/5/97 W at UA 96, NE 49

NORTHERN ARIZONA (27-6)

2/10/73 W UA 36, vs. NAU 30
3/3/73 W UA 62, vs. NAU 33
2/4/74 W UA 48, at NAU 34
2/8/74 W UA 59, vs. NAU 26
2/22/74 W UA 73, vs. NAU 16
1/25/75 W UA 93, at NAU 39
1/16/76 W at UA 82, NAU 30

2/25/77 L at NAU 72, UA 66
2/23/78 L NAU 69, at UA 65
3/2/79 W UA 87, at NAU 75
11/30/79 W at UA 96, NAU 66
2/1/80 W UA 80, at NAU 79ot
11/29/80 W UA 73, vs. NAU 45
12/13/80 L at NAU 55, UA 48
11/13/81 W at UA 65, NAU 54
3/6/82 W UA 86, at NAU 61
12/9/82 W at UA 72, NAU 59
2/22/83 W UA 68, at NAU 53
2/11/84 W at UA 89, NAU 61
3/10/84 W UA 63, at NAU 62
11/17/84 L at NAU 61, UA 55
3/5/85 W at UA 59, NAU 56
12/4/85 W at UA 79, NAU 64
3/1/86 L at NAU 62, UA 53
2/2/87 W UA 73, at NAU 67
2/16/87 W at UA 81, NAU 59
12/5/87 W at UA 60, NAU 48
12/9/88 L at NAU 74, UA 64
11/24/89 W at UA 79, NAU 55
12/7/90 W UA 79, at NAU 60
12/15/90 W at UA 68, NAU 58
12/13/96 W at UA 86, NAU 54
12/1/97 W UA 89, at NAU 66

NORTHERN COLORADO (2-4)

2/23/73 L n/a (neutral)
2/15/75 W at UA 70, UNC 58
2/7/76 L at UNC 65, UA 57
1/29/77 L UNC 99, at UA 78
1/27/78 L at UNC 71, UA 65
2/24/79 W at UA 87, UNC 83

NORTHERN ILLINOIS (2-1)

12/22/92 W at UA 80, NIU 75
12/22/94 L at NIU 92, UA 86
12/15/99 W at UA 78, NIU 46

NORTHWESTERN (1-0)

3/23/96 W UA 79, vs. NW 63

NOTRE DAME (1-3)

12/3/88 L UND 85, vs. UA 81
11/20/00 L at UND 95, UA 65
11/24/01 W at UA 72, UND 70
3/23/03 L UND 59, vs. UA 47

OAKLAND (2-0)

12/18/88 W at UA 77, OU 67
12/29/89 W at UA 75, OU 65

OKLAHOMA (1-0)

11/19/99 W UA 75, vs. OU 59

OHIO STATE (1-1)

11/21/01 W at UA 90, OSU 76
12/15/02 L at OSU 84, UA 65

OKLAHOMA STATE (0-2)

12/3/81 L OSU 75, vs. UA 61
12/4/94 L OSU 64, at UA 40

OLD DOMINION (0-2)

1/7/86 L ODU 77, at UA 57
1/4/88 L at ODU 82, UA 68

OREGON (14-22)

1/3/81 L UO 94, at UA 58
12/19/83 L UO 71, vs. UA 52
1/12/87 L at UO 83, UA 63
2/5/87 L UO 67, at UA 66
1/15/88 L UO 74, at UA 69

2/13/88 L at UO 69, UA 61
1/13/89 L at UO 87, UA 67
2/19/89 W at UA 82, UO 78
2/1/90 L UO 84, at UA 73
3/3/90 W UA 79, at UO 74
1/31/91 L at UO 97, UA 67
3/2/91 L UO 107, at UA 76
1/23/92 L UO 91, at UA 67
2/22/92 W UA 76, at UO 74
1/28/93 W at UA 79, UO 70
2/27/93 L at UO 77, UA 63
1/27/94 L at UO 78, UA 66
2/26/94 L UO 74, at UA 67
1/26/95 W at UA 78, UO 74
2/25/95 L at UO 73, UA 55
1/26/96 L UO 55, at UA 47
2/22/96 W UA 56, at UO 51
1/25/97 W UA 60, at UO 57
2/20/97 L UO 85, at UA 81
1/22/98 L at UO 68, UA 66
2/21/98 W at UA 68, UO 48
1/21/99 W at UA 78, UO 74
2/21/99 L at UO 82, UA 76
2/4/00 W UA 73, at UO 66
3/4/00 L UO 75, at UA 71
2/1/01 W at UA 88, UO 76
3/3/01 L at UO 83, UA 78
1/4/02 L at UO 72, UA 53
2/2/02 W at UA 84, UO 68
1/2/03 W at UA 96, UO 65
2/1/03 W UA 71, at UO 66

OREGON STATE (18-19)

12/7/83 L OSU 71, at UA 54
12/7/84 L at OSU 72, UA 54
12/31/86 L at OSU 68, UA 55
2/7/87 W at UA 69, OSU 68
1/16/88 L OSU 65, at UA 63
2/12/88 L at OSU 78, UA 48
1/14/89 L at OSU 73, UA 59
2/10/89 L OSU 76, at UA 71
2/3/90 W at UA 66, OSU 50
3/1/90 W UA 70, at OSU 65ot
2/2/91 L at OSU 95, UA 62
2/28/91 L OSU 97, at UA 73
1/25/92 W at UA 79, OSU 68
2/20/92 L at OSU 84, UA 68
1/30/93 W at UA 69, OSU 62
2/25/93 W UA 63, at OSU 49
1/29/94 L at OSU 90, UA 84ot
2/24/94 W at UA 95, OSU 83
1/28/95 L OSU 79, at UA 64
2/23/95 L at OSU 93, UA 69
1/24/96 W at UA 72, OSU 58
2/24/96 L at OSU 76, UA 66
1/23/97 L at OSU 85, UA 76
2/22/97 W at UA 72, OSU 56
1/24/98 W UA 84, at OSU 58
2/19/98 W at UA 75, OSU 74
1/23/99 W at UA 91, OSU 60
2/19/99 W UA 66, at OSU 53
2/6/00 W UA 65, at OSU 49
3/2/00 W at UA 79, OSU 77ot
2/3/01 W at UA 83, OSU 73
3/1/01 L at OSU 67, UA 66
1/6/02 L at OSU 71, UA 56
1/31/02 L OSU 88, at UA 85ot
1/4/03 W at UA 72, OSU 44
1/30/03 L at OSU 71, UA 65ot
3/8/03 W UA 70, vs. OSU 56

PACIFIC (1-2)

11/21/81 L Pacific 83, vs. UA 70
12/20/81 W UA 60, vs. Pacific 52
1/4/84 L at Pacific 84, UA 79

PACIFIC CHRISTIAN (1-0)

12/10/81 W at UA 84, PCU 60

PEPPERDINE (5-2)

12/29/82 L PU 73, at UA 68
1/8/85 L PU 79, at UA 73
12/20/85 W UA 80, vs. PU 65
3/6/86 W UA 86, at PU 63
3/15/01 W at UA 85, PU 65
11/18/01 W at UA 81, PU 77
11/25/02 W UA 80, at PU 68

PITTSBURGH (0-1)

12/2/01 L Pitt 81, at UA 80

PORTLAND STATE (3-2)

12/18/83 L at PSU 62, UA 51
12/9/84 W UA 74, at PSU 66
12/6/85 W at UA 82, PSU 58
1/4/87 W UA 83, vs. PSU 58
11/30/91 L PSU 85, at UA 76

PROVIDENCE (2-0)

12/29/92 W at UA 70, PC 68
12/30/95 W UA 97, at PC 83

PUERTO RICO-MAYAGUEZ (1-0)

12/20/00 W UA 105, at UPRM 41

PURDUE (0-2)

12/20/97 L vs. PU 68, UA 54
11/19/98 L PU 65, at UA 58

RICE (2-0)

11/28/00 W at UA 84, Rice 71
12/8/01 W UA 74, at Rice 65

RUTGERS (0-2)

1/2/88 L at RU 77, UA 54
3/14/99 L at RU 90, UA 47

SACRAMENTO STATE (1-0)

12/17/94 W at UA 105, CSUS 50

ST. JOSEPH'S (PA.) (0-1)

12/28/90 L at SJU 63, UA 65

ST. MARY'S (1-0)

12/5/93 W at UA 75, SMC 63

SAM HOUSTON STATE (1-0)

12/4/98 W at UA 85, SHSU 72

SAN DIEGO (7-2)

11/19/81 W UA 75, vs. USD 56
3/4/82 L USD 70, at UA 64
1/22/83 W UA 72, at USD 54
1/28/84 W at UA 61, USD 53
1/9/86 W at UA 81, USD 68
12/8/89 L at USD 85, UA 62
11/30/90 W at UA 74, USD 72
12/16/95 W at UA 87, USD 52
12/21/96 W UA 87, at USD 65

SAN DIEGO STATE (4-12)

1/25/80 L SDSU 66, at UA 65ot
2/23/80 L at SDSU 88, UA 37
1/31/81 L at SDSU 73, UA 54
2/21/81 L SDSU 64, at UA 46

1/29/82 L SDSU 71, at UA 59
2/26/82 L at SDSU 74, UA 42
1/21/83 L at SDSU 82, UA 60
2/5/83 L SDSU 64, at UA 63
2/2/84 L SDSU 68, at UA 66
3/3/84 L at SDSU 75, UA 63
1/11/85 L at SDSU 74, UA 56
2/14/85 L SDSU 63, at UA 56
1/11/93 W at UA 75, SDSU 58
12/11/93 W UA 63, at SDSU 58
12/19/96 W UA 66, at SDSU 52
11/23/98 W at UA 76, SDSU 69

SAN FRANCISCO (1-0)

11/15/96 W UA 85, at USF 79ot

SAN JOSE STATE (2-1)

1/4/79 L at SJSU 99, UA 44
11/22/85 W UA 81, vs. SJSU 64
12/6/96 W at UA 90, SJSU 55

SANTA CLARA (2-1)

11/20/81 L SCU 60, vs UA 57
12/12/81 W at UA 61, SCU 54
3/13/98 W at UA 75, SCU 63

SIMON FRASER (1-0)

11/18/89 W at UA 69, SFU 56

SOUTHERN CALIFORNIA (14-36)

12/10/77 L USC 86, vs. UA 71
2/15/79 L at USC 91, UA 53
1/1980 L at USC 103, UA 38
2/14/80 L USC 67, at UA 53
1/16/81 L USC 111, at UA 51
2/14/81 L at USC 93, UA 47
1/15/82 L at USC 93, UA 60
2/13/82 L USC 79, at UA 58
1/15/83 L USC 80, at UA 68
2/11/83 L at USC 78, UA 66
1/13/84 L USC 74, at UA 53
2/25/84 L at USC 85, UA 58
2/2/85 L at USC 68, UA 40
2/28/85 L USC 70, at UA 62
1/16/86 L at USC 92, UA 72
2/15/86 L USC 83, at UA 67
1/9/87 L USC 96, at UA 60
2/14/87 L at USC 96, UA 57
1/23/88 L at USC 94, UA 79
2/19/88 L USC 92, at UA 69
1/20/89 L at USC 85, UA 78
2/18/89 W at UA 94, USC 84
1/11/90 W at UA 58, USC 53
2/11/90 L at USC 65, UA 64ot
1/11/91 L at USC 88, UA 74
2/9/91 L USC 81, at UA 68
2/6/92 L USC 80, at UA 60
3/8/92 L at USC 71, UA 68
1/7/93 L USC 68, at UA 54
3/13/93 L at USC 78, UA 62
1/20/94 L USC 76, at UA 65
2/20/94 L at USC 85, UA 63
1/19/95 L at USC 85, UA 54
2/18/95 L USC 71, at UA 63
1/18/96 W UA 87, at USC 72
2/17/96 W at UA 78, USC 73
1/16/97 L USC 87, at UA 72
2/16/97 W UA 82, at USC 64
1/4/98 W UA 81, at USC 69
3/5/98 W at UA 72, USC 53
1/4/99 W at UA 73, USC 63
3/4/99 W UA 68, at USC 62
1/22/00 W at UA 67, USC 52
2/17/00 L at USC 80, UA 68

All-Time Series Results



**Cheryl Humphrey
(1988-91)**

3/7/96 L at Stan. 77, UA 61
1/5/97 L at Stan. 91, UA 68
3/6/97 L Stan. 90, at UA 65
1/12/98 W at UA 91, Stan. 90
2/28/98 L at Stan. 108, UA 90
1/28/99 L at Stan. 79, UA 64
2/27/99 W at UA 81, Stan. 67
1/8/00 L Stan. 98, at UA 95
3/9/00 W UA 79, at Stan. 72
1/6/01 W UA 68, at Stan. 65
3/8/01 L Stan. 74, at UA 66
12/19/01 L Stan. 81, at UA 57
1/24/02 L at Stan. 76, UA 62
12/29/02 L at Stan. 82, UA 74
2/27/03 W at UA 79, Stan. 64
3/10/03 L Stan. 59, vs. UA 49

STEPHEN F. AUSTIN (1-1)

12/10/98 W at UA 90, SFA 76
12/16/01 L at SFA 68, UA 66

TENNESSEE (0-3)

12/7/93 L UT 65, at UA 63
1/2/95 L at UT 109, UA 57
3/20/00 L at UT 75, UA 60

TENNESSEE TECH (1-0)

11/20/99 W UA 87, vs. TTU 71

TENN.-CHATTANOOGA (0-1)

1/5/85 L at UTC 63, UA 54

TEXAS (0-2)

12/5/92 L at Texas 81, UA 57
12/21/93 L Texas 79, at UA 68

TEXAS A&M (2-0)

11/25/96 W UA 96, at TAMU 76
12/10/97 W at UA 84, TAMU 59

TEXAS-ARLINGTON (1-0)

12/1/89 W UA 68, vs. UTA 66

TEXAS-EL PASO (8-3)

2/7/75 W at UA 79, UTEP 47
2/21/76 L UTEP 66, at UA 62
2/11/77 W UA 55, at UTEP 52
3/3/78 L at UTEP 67, UA 60
1/20/79 W at UA 66, UTEP 53
11/20/80 L UTEP 66, at UA 46
11/25/83 W UA 83, vs UTEP 78
1/23/86 W at UA 79, UTEP 62
2/22/86 W UA 79, at UTEP 57
12/9/86 W UA 71, at UTEP 61
12/13/87 W at UA 65, UTEP 52

TEXAS SOUTHERN (1-0)

12/10/99 W at UA 96, TSU 46

TEXAS STATE (1-1)

formerly Southwest Texas State
12/7/92 L at TSU 83, UA 77
12/18/95 W at UA 74, TSU 58

TEXAS TECH (0-1)

12/22/79 L at TTU 98, UA 65

TOLEDO (1-0)

12/17/91 W at UA 65, UT 60

UCLA (15-35)

1/8/77 L UCLA 98, at UA 56
2/17/79 L at UCLA 98, UA 46
1/18/80 L at UCLA 122, UA 43

2/16/80 L UCLA 100, at UA 78
1/17/81 L UCLA 90, at UA 53
2/13/81 L at UCLA 89, UA 80
1/16/82 L at UCLA 78, UA 68
2/12/82 L UCLA 85, at UA 68
1/14/83 L UCLA 66, at UA 65
2/12/83 L at UCLA 79, UA 55
1/14/84 L UCLA 81, at UA 60
2/24/84 L at UCLA 82, UA 76
1/26/85 L UCLA 82, at UA 68
2/21/85 L at UCLA 79, UA 48
1/18/86 W UA 70, at UCLA 65
2/13/86 W at UA 76, UCLA 58
1/10/87 L UCLA 66, at UA 65
2/12/87 L at UCLA 65, UA 59
1/22/88 L at UCLA 87, UA 62
2/20/88 L UCLA 81, at UA 63
1/21/89 L at UCLA 93, UA 69
2/19/89 L UCLA 75, at UA 64
1/13/90 L UCLA 82, at UA 70
2/9/90 L at UCLA 73, UA 69
1/13/91 L at UCLA 115, UA 102
2/7/91 L UCLA 112, at UA 98
2/8/92 L UCLA 97, at UA 63
3/6/92 L at UCLA 83, UA 67
1/9/93 L UCLA 91, at UA 77
3/11/93 W UA 91, at UCLA 83
1/22/94 W at UA 83, UCLA 78
2/18/94 L at UCLA 85, UA 69
1/21/95 W UA 64, at UCLA 61
2/16/95 W at UA 63, UCLA 61
1/20/96 L at UCLA 89, UA 85
2/15/96 W at UA 95, UCLA 66
1/18/97 W at UA 69, UCLA 45
2/14/97 W UA 90, at UCLA 78
1/2/98 W UA 82, at UCLA 71
3/7/98 W at UA 84, UCLA 73
1/2/99 L UCLA 84, at UA 77
3/6/99 L at UCLA 85, UA 77
1/20/00 L UCLA 79, at UA 68
2/19/00 L at UCLA 80, UA 66
1/20/01 L at UCLA 59, UA 56
2/15/01 W at UA 89, UCLA 79
1/19/02 W UA 71, at UCLA 60
1/14/02 W at UA 77, UCLA 62
1/18/03 W at UA 80, UCLA 61
2/14/03 L at UCLA 48, UA 47

U.S. INTERNATIONAL (3-0)

12/11/79 W at UA 64, USIU 63
12/1/84 W at UA 60, USIU 52
1/12/85 W UA 66, at USIU 58

UTAH (2-8)

1/17/75 W at UA 46, Utah 36
3/8/75 L Utah 75, vs. UA 69
2/28/76 L at Utah 60, UA 49
2/18/77 L Utah 77, at UA 48
1/19/78 L at Utah 78, UA 61
1/27/79 L Utah 100, at UA 69
12/21/83 L Utah 79, vs UA 63
12/10/85 W at UA 83, Utah 63
12/2/86 L at Utah 75, UA 68
11/24/90 L Utah 91, vs. UA 74

UTAH STATE (4-7)

2/22/73 L n/a (neutral)
3/9/74 L n/a (neutral)
2/1/75 W UA 55, at USU 54
3/7/75 L USU 72, vs. UA 51
1/24/76 L USU 60, at UA 59
1/15/77 L at USU 100, UA 72
1/28/78 L USU 72, at UA 65
2/2/79 L at USU 105, UA 63

1/27/84 W at UA 72, USU 53
1/11/86 W at UA 79, USU 50
12/4/86 W UA 75, at USU 41

VANDERBILT (0-2)

12/1/92 L Vandy 73, at UA 63
12/29/94 L at Vandy 79, UA 39

VIRGINIA (1-2)

12/2/88 L at UVA 87, UA 58
11/26/94 L UA 60, vs. UVA 56
3/15/98 W at UA 94, UVA 77

WAKE FOREST (1-0)

12/3/95 W at UA 63, WFU 47

WASHINGTON (11-25)

11/24/79 L UW 67, at UA 56
1/19/87 L UW 82, at UA 60
2/21/87 L at UW 75, UA 52
3/5/88 L at UW 95, UA 44
3/11/88 L UW 73, at UA 52
1/7/89 L UW 72, at UA 60
3/9/89 L at UW 94, UA 75
1/4/90 L at UW 88, UA 63
3/10/90 L UW 67, at UA 43
1/3/91 L UW 94, at UA 71
3/9/91 L at UW 91, UA 62
1/11/92 L at UW 86, UA 61
3/12/92 W at UA 78, UW 70
1/14/93 L at UW 82, UA 68
2/13/93 L UW 72, at UA 69
2/5/94 L UW 66, at UA 49
3/3/94 L at UW 79, UA 76
2/4/95 L at UW 79, UA 71
3/2/95 L UW 71, at UA 68
2/1/96 L at UW 77, UA 67
3/2/96 W at UA 78, UW 63
1/30/97 W at UA 80, UW 57
3/1/97 L at UW 76, UA 59
1/10/98 W at UA 93, UW 62
2/5/98 L at UW 77, UA 73
1/9/99 L at UW 73, UA 63
2/4/99 W at UA 84, UW 58
1/15/00 W UA 96, at UW 85
2/10/00 W at UA 96, UW 81
1/13/01 W at UA 88, UW 72
2/8/01 L at UW 98, UA 88
1/12/02 W at UA 83, UW 69
2/7/02 L at UW 77, UA 73
1/11/03 L at UW 60, UA 59
2/6/03 W at UA 79, UW 66
3/9/03 W UA 74, vs. UW 51

WASHINGTON STATE (17-17)

1/17/87 W at UA 83, WSU 74
2/19/87 L at WSU 70, UA 67
3/3/88 L at WSU 90, UA 62
3/12/88 L WSU 70, at UA 52
1/6/89 L WSU 82, at UA 72
3/11/89 W UA 74, at WSU 68
1/6/90 L at WSU 72, UA 53
3/8/90 L WSU 87, at UA 72
1/5/91 L WSU 70, at UA 65
3/7/91 L at WSU 85, UA 75
1/9/92 L at WSU 77, UA 62
3/14/92 L WSU 81, at UA 73
1/16/93 W UA 64, at WSU 55
2/11/93 W at UA 72, WSU 64
2/3/94 W at UA 82, WSU 71
3/5/94 W UA 71, at WSU 68
2/2/95 L at WSU 78, UA 72
3/4/95 L WSU 83, at UA 65
2/3/96 L at WSU 71, UA 65

2/29/96 L WSU 76, at UA 67
2/1/97 W at UA 76, WSU 46
2/27/97 W UA 62, at WSU 53
1/8/98 L WSU 64, at UA 61
2/7/98 W UA 71, at WSU 66
1/7/99 L at WSU 87, UA 77
2/6/99 W at UA 85, WSU 64
1/13/00 W UA 83, at WSU 68
2/12/00 W at UA 81, WSU 52
1/11/01 W at UA 97, WSU 58
2/10/01 L at WSU 93, UA 86
1/12/02 W at UA 107, WSU 57
2/9/02 W UA 106, at WSU 60
1/9/03 W UA 86, at WSU 65
2/8/03 W at UA 80, WSU 50

WAYLAND BAPTIST (2-0)

12/2/82 W UA 68, vs. WBU 65
12/3/83 W at UA 68, WBU 58

WEBER STATE (3-4)

1/31/75 W UA 65, at WSU 56
1/23/76 L WSU 72, at UA 66
1/14/77 L at WSU 73, UA 70
1/27/78 L WSU 72, at UA 67
2/3/79 L at WSU 99, UA 76
12/28/93 W UA 92, at WSU 78
12/10/95 W at UA 92, WSU 46

WEST TEXAS STATE (4-0)

1/12/79 W UA 82, vs. WTSU 68
12/6/79 W UA 73, vs. WTSU 53
12/21/79 W UA 76, at WTSU 56
1/4/80 W at UA 62, WTSU 48

WEST VIRGINIA (1-0)

11/27/82 W UA 65, vs. WVU 61

WESTERN ILLINOIS (1-0)

12/27/89 W at UA 73, WIU 71

WESTERN KENTUCKY (2-0)

3/21/96 W UA 80, vs. WKU 72
3/14/97 W UA 76, vs. WKU 54

WESTERN MICHIGAN (1-0)

12/27/92 W at UA 76, WMU 48

WESTERN NEW MEXICO (3-0)

2/5/86 W UA 81, at WNMU 55
12/19/86 W at UA 98, WNMU 55
12/16/88 W at UA 96, WNMU 64

WICHITA STATE (0-1)

12/4/81 L WSU 82, vs. UA 71

WISCONSIN (2-0)

11/24/84 W UA 67, vs. Wisc. 64
1/26/03 W UA 62, at Wisc. 55

WISCONSIN-GREEN BAY (1-0)

11/13/98 W UA 84, vs. UWGB 65

WYOMING (5-3)

3/8/74 L n/a (neutral)
3/9/74 W n/a (neutral)
2/14/75 L UW 60, at UA 53
2/6/76 W UA 57, at UW 53
1/28/77 W at UA 56, UW 53
2/4/78 W at UA 58, UW 55
2/9/79 L at UW 73, UA 72
12/1/95 W at UA 80, UW 61

YOUNGSTOWN STATE (1-0)

11/26/82 W UA 75, vs. YSU 52

1972-73 Results

Overall Record: 8-4

Coach: Lois Sheldahl

Feb. 2	vs. New Mexico %	W	73-36
Feb. 2	vs. Arizona State %	W	50-39
Feb. 3	at New Mexico State %	W	48-41
Feb. 10	vs. Northern Arizona \$	W	36-30
Feb. 16	New Mexico State ^	W	44-29
Feb. 17	New Mexico ^	W	80-52
Feb. 17	Arizona State ^	L	39-44 OT
Feb. 22	vs. Utah State *	L	
Feb. 23	vs. Northern Colorado *	L	
Feb. 24	vs. Brigham Young *	L	
Mar. 3	vs. Northern Arizona &	W	62-33
Mar. 3	at Arizona State &	W	47-46

% District Tournament (Las Cruces, NM)

\$ Neutral contest played at Mesa Community College

* Intermountain Conference Tour. (Albuquerque, NM)

& State Intercollegiate Championships (Phoenix, AZ)

^ District Tournament (Tucson, AZ)

1973-74 Results

Overall Record: 11-4

Coach: Lois Sheldahl

Feb. 1	Ft. Lewis College	W	53-30
Feb. 4	at Northern Arizona	W	48-34
Feb. 8	vs. Arizona State %	W	54-27
Feb. 8	vs. Northern Arizona %	W	59-26
Feb. 9	at New Mexico %	L	50-51
Feb. 9	vs. New Mexico State %	W	50-34
Feb. 15	at Arizona State	L	
Feb. 22	vs. Northern Arizona ^	W	73-16
Feb. 22	at Arizona State ^	W	47-33
Feb. 23	vs. New Mexico State ^	W	57-35
Feb. 23	vs. New Mexico ^	W	66-34
Mar. 8	vs. Brigham Young *	W	
Mar. 8	vs. Wyoming *	L	
Mar. 9	vs. Utah State *	L	
Mar. 9	vs. Wyoming *	W	

% District Tournament (Albuquerque, NM)

^ District Tournament (Tempe, AZ)

* Intermountain Tournament

1974-75 Results

Overall Record: 12-4

Intermountain Conf. Record: 9-2

Coach: Nancy Trego

Jan. 17	Utah *	W	46-36
Jan. 18	Brigham Young *	W	54-49
Jan. 24	at Arizona State *	W	76-42
Jan. 25	at Northern Arizona *	W	93-39
Jan. 31	at Weber State	W	65-56
Feb. 1	at Utah State *	W	55-54
Feb. 7	Texas-El Paso	W	79-47
Feb. 8	Nevada-Las Vegas	W	96-63
Feb. 14	Wyoming *	L	53-60
Feb. 15	Northern Colorado *	W	70-58
Feb. 21	at Colorado *	W	75-36
Feb. 22	at Colorado State *	L	46-57
Feb. 28	at New Mexico *	W	83-33
Mar. 1	at New Mexico State *	W	64-48
Mar. 7	vs. Utah State %	L	51-72
Mar. 8	vs. Utah %	L	69-75

* Intermountain Conference game

% Intermountain Regional (Flagstaff, AZ)

1975-76 Results

Overall Record: 6-8

Intermountain Conf. Record: 6-7

Coach: Nancy Trego

Jan. 16	Northern Arizona *	W	82-30
Jan. 17	Arizona State *	W	79-37
Jan. 23	Weber State *	L	66-72
Jan. 24	Utah State *	L	59-60
Jan. 30	at Nevada-Las Vegas	L	51-117
Feb. 6	at Wyoming *	W	57-53
Feb. 7	at Northern Colorado *	L	57-65
Feb. 12	Colorado State *	W	56-39
Feb. 14	Colorado *	W	70-65
Feb. 20	New Mexico *	L	51-58
Feb. 21	Texas-El Paso *	L	62-66
Feb. 22	New Mexico State *	W	72-67
Feb. 27	at Brigham Young *	L	55-78
Feb. 28	at Utah *	L	49-60

* Intermountain Conference game

1976-77 Results

Overall Record: 3-13

Intermountain Conf. Record: 3-11

Coach: Nancy Trego

Dec. 11	New Mexico State *	L	62-92
Jan. 5	at Arizona State	L	52-77
Jan. 8	#7 UCLA	L	56-98
Jan. 14	at Weber State *	L	70-73
Jan. 15	at Utah State *	L	72-100
Jan. 28	Wyoming *	W	56-53
Jan. 29	Northern Colorado *	L	78-99
Feb. 3	at Colorado State *	W	82-70
Feb. 5	at Colorado *	L	58-79
Feb. 10	at New Mexico *	L	50-80
Feb. 11	at Texas-El Paso *	W	55-52
Feb. 12	at New Mexico State *	L	58-91
Feb. 18	Utah *	L	48-77
Feb. 19	Brigham Young *	L	59-87
Feb. 25	at Northern Arizona *	L	66-72
Feb. 26	at Arizona State *	L	77-108

* Intermountain Conference game

1977-78 Results

Overall Record: 4-14

Intermountain Conf. Record: 3-10

Coach: Nancy Trego

Nov. 19	Cal Poly-Pomona	L	43-90
Dec. 9	at Long Beach State	L	54-112
Dec. 10	vs. Southern California %	L	71-86
Dec. 17	California	W	67-62
Jan. 9	Arizona State	L	65-78
Jan. 19	at Utah *	L	61-78
Jan. 21	at Brigham Young *	L	59-91
Jan. 27	Weber State *	L	67-72
Jan. 28	Utah State *	L	65-72
Feb. 3	Colorado State *	W	71-44
Feb. 4	Wyoming *	W	58-55
Feb. 11	at New Mexico *	L	64-98
Feb. 17	at Northern Colorado *	L	65-71
Feb. 18	at Colorado *	L	64-73
Feb. 23	Northern Arizona *	L	65-69
Feb. 25	Arizona State *	W	73-70
Mar. 3	at Texas-El Paso *	L	60-67
Mar. 4	at New Mexico State *	L	71-76

* Intermountain Conference game

% Neutral contest played in Long Beach, CA

1978-79 Results

Overall Record: 6-18

Intermountain Conf. Record: 5-8

Coach: Lori Woodman

Nov. 24	Arizona State	L	62-105
Nov. 30	at Nevada-Las Vegas %	L	63-106
Dec. 1	vs. Cal St.-Northridge %	L	77-99
Dec. 9	Biola College	L	64-78
Dec. 16	at Arizona State	L	65-98
Jan. 3	at Stanford	L	51-93
Jan. 4	at San Jose State	L	44-99
Jan. 5	at California	L	70-88
Jan. 12	vs. West Texas State &	W	82-68
Jan. 18	at New Mexico State & *	W	80-65
Jan. 20	Texas-El Paso *	W	66-53
Jan. 26	Brigham Young *	L	86-89
Jan. 27	Utah *	L	69-100
Feb. 2	at Utah State *	L	63-105
Feb. 3	at Weber State *	L	76-99
Feb. 9	at Wyoming *	L	72-73
Feb. 10	at Colorado State *	W	78-72
Feb. 15	at Southern California	L	53-91
Feb. 17	at #13 UCLA	L	46-98
Feb. 22	Colorado *	L	71-90
Feb. 24	Northern Colorado *	W	87-83
Feb. 28	New Mexico *	L	65-94
Mar. 2	at Northern Arizona *	W	87-75
Mar. 3	at Arizona State *	L	48-75

* Intermountain Conference game

% UNLV Tournament (Las Vegas, NV)

& New Mexico St. Roadrunner Inv. (Las Cruces, NM)

1979-80 Results

Overall Record: 9-17

Western Collegiate Conf. Record: 1-11

Coach: Lori Woodman

Nov. 17	Cal Poly-Pomona	L	63-80
Nov. 24	Washington	L	56-67
Nov. 30	Northern Arizona	W	96-66
Dec. 6	vs. West Texas State %	W	73-53
Dec. 7	vs. Chico State %	W	64-61
Dec. 8	at New Mexico State %	L	81-88
Dec. 11	U.S. International	W	64-63
Dec. 19	at Eastern New Mexico	W	84-49
Dec. 21	at West Texas State	W	76-56
Dec. 22	at Texas Tech	L	65-98
Jan. 3	UC-Santa Barbara	L	62-75
Jan. 4	West Texas State	W	62-48
Jan. 10	at Cal State Fullerton *	W	57-56
Jan. 11	at #6 Long Beach State *	L	51-110
Jan. 18	at #20 UCLA *	L	43-122
Jan. 19	at Southern California *	L	38-103
Jan. 25	San Diego State *	L	65-66 OT
Feb. 1	at Northern Arizona	W	80-79 OT
Feb. 2	at Arizona State *	L	38-76
Feb. 8	Cal State Fullerton *	L	43-97
Feb. 9	#7 Long Beach State *	L	58-92
Feb. 14	Southern California *	L	53-67
Feb. 16	UCLA *	L	78-100
Feb. 21	at Cal Poly-Pomona	L	52-88
Feb. 23	at San Diego State *	L	37-88
Feb. 29	Arizona State *	L	77-84

* Western Collegiate Athletic Association game

% New Mexico St. Roadrunner Inv. (Las Cruces, NM)

1980-81 Results

Overall Record: 2-21

Western Collegiate Conf. Record: 1-11

Coach: Judy LeWinter

Nov. 20	Texas-El Paso	L	46-66
Nov. 21	Cal Poly-Pomona	L	68-76
Nov. 28	vs. Illinois %	L	41-75
Nov. 29	vs. Northern Arizona %	W	73-45
Dec. 3	Stanford	L	76-85
Dec. 6	Houston	L	59-75
Dec. 13	at Northern Arizona	L	48-55
Dec. 18	at Cal Poly-Pomona \$	L	49-81
Dec. 19	vs. California \$	L	50-90
Jan. 3	#15 Oregon	L	58-94
Jan. 7	at UC-Santa Barbara	L	56-68
Jan. 9	at Cal State-Fullerton *	W	71-68
Jan. 10	at #4 Long Beach State *	L	39-93
Jan. 16	#12 Southern California *	L	51-111
Jan. 17	#6 UCLA *	L	53-90
Jan. 24	at Arizona State *	L	54-83
Jan. 31	at San Diego State *	L	54-73
Feb. 6	Cal State-Fullerton *	L	65-95
Feb. 7	#6 Long Beach State *	L	43-68
Feb. 13	at #6 UCLA *	L	80-89
Feb. 14	at #8 Southern California *	L	47-93
Feb. 21	San Diego State *	L	46-64
Feb. 27	Arizona State *	L	64-86

* Western Collegiate Athletic Association game

% New Mexico St. Roadrunner Inv. (Las Cruces, NM)

\$ Cal Poly-Pomona Invitational (Pomona, CA)

1981-82 Results

Overall Record: 10-21

Western Collegiate Conf. Record: 0-12

Coach: Judy LeWinter

Nov. 13	Northern Arizona	W	65-54
Nov. 19	vs. San Diego &	W	75-56
Nov. 20	vs. Santa Clara &	L	57-60
Nov. 21	vs. Pacific &	L	70-83
Dec. 3	vs. Oklahoma State %	L	61-75
Dec. 4	vs. Wichita State %	L	71-82
Dec. 5	vs. Lamar %	W	73-72
Dec. 10	Pacific Christian	W	84-60
Dec. 12	Santa Clara	W	61-54
Dec. 14	UC Irvine	W	63-62
Dec. 20	vs. Pacific \$	W	60-52
Dec. 21	vs. Indiana \$	L	57-68
Dec. 22	vs. Baylor \$	W	80-76
Jan. 2	at Nevada-Las Vegas	L	56-80
Jan. 7	Nebraska	L	73-79
Jan. 8	#5 Long Beach State *	L	53-77
Jan. 13	at UC-Santa Barbara	W	65-64
Jan. 15	at #2 Southern California *	L	60-93
Jan. 16	at UCLA *	L	68-78
Jan. 23	Cal State-Fullerton *	L	66-76
Jan. 27	#18 Arizona State *	L	68-78
Jan. 29	San Diego State *	L	59-71
Feb. 4	at #9 Long Beach State *	L	48-84
Feb. 6	at Cal State-Fullerton *	L	65-75
Feb. 12	UCLA *	L	68-85
Feb. 13	#2 Southern California *	L	58-79
Feb. 20	at #17 Arizona State *	L	63-74
Feb. 26	at San Diego State *	L	42-74
Feb. 27	at UC Irvine	L	48-56
Mar. 4	San Diego	L	64-70
Mar. 6	at Northern Arizona	W	86-61

* Western Collegiate Athletic Association game

& Cal Poly-SLO Classic (San Luis Obispo, CA)

% New Mexico St. Roadrunner Inv. (Las Cruces, NM)

\$ UC-Irvine Invitational (Irvine, CA)

Year-by-Year Results

1982-83 Results

Overall Record: 10-17

Western Collegiate Conf. Record: 2-12

Coach: Judy LeWinter

Nov. 20	Cal Poly-Pomona	L	66-74
Nov. 26	vs. Youngstown State %	W	75-52
Nov. 27	vs. West Virginia %	W	65-61
Nov. 28	vs. Cleveland State %	L	43-61
Dec. 2	vs. Wayland Baptist &	W	68-65
Dec. 3	at New Mexico State &	L	63-67
Dec. 4	vs. Oklahoma City &	W	75-62
Dec. 9	Northern Arizona	W	72-59
Dec. 29	Pepperdine	L	68-73
Jan. 5	at UC Irvine	L	59-64
Jan. 7	at Cal State Fullerton *	L	76-81
Jan. 8	at #8 Long Beach State *	L	69-106
Jan. 14	#17 UCLA *	L	65-66
Jan. 15	#1 Southern California *	L	68-80
Jan. 21	at San Diego State *	L	60-82
Jan. 22	at San Diego	W	72-54
Jan. 24	at Stanford *	L	61-74
Jan. 27	Biola	W	82-47
Jan. 29	at #14 Arizona State *	L	52-72
Feb. 5	San Diego State *	L	63-64
Feb. 11	at #2 Southern California *	L	66-78
Feb. 12	at #18 UCLA *	L	55-79
Feb. 19	Stanford *	W	70-60
Feb. 22	at Northern Arizona	W	68-53
Feb. 25	#9 Long Beach State *	L	67-94
Feb. 26	Cal State Fullerton *	W	63-61
Mar. 5	#11 Arizona State *	L	74-77

* Western Collegiate Athletic Association game

% Lady Flash Holiday Classic (Kent, OH)

& New Mexico St. Roadrunner Inv. (Las Cruces, NM)

1983-84 Results

Overall Record: 8-20

Western Collegiate Conf. Record: 1-13

Coach: Judy LeWinter

Nov. 25	vs. Texas-El Paso \$	W	83-78 OT
Nov. 26	at New Mexico State \$	L	53-54
Dec. 2	UC Santa Barbara	W	70-53
Dec. 3	Wayland Baptist	W	68-58
Dec. 7	Oregon State	L	54-71
Dec. 18	at Portland State %	L	51-62
Dec. 19	vs. Oregon %	L	52-71
Dec. 21	vs. Utah %	L	63-79
Jan. 4	at Pacific	L	79-84
Jan. 6	at California	L	75-86
Jan. 13	#5 Southern California *	L	53-74
Jan. 14	UCLA *	L	60-81
Jan. 19	Cal State-Fullerton *	L	62-71
Jan. 20	#8 Long Beach State *	L	61-75
Jan. 27	Utah State	W	72-53
Jan. 28	San Diego	W	61-53
Feb. 2	San Diego State *	L	66-68
Feb. 4	Stanford *	W	58-49
Feb. 9	Arizona State *	L	59-77
Feb. 11	Northern Arizona	W	89-61
Feb. 16	at Cal State-Fullerton *	L	49-84
Feb. 18	at #8 Long Beach State *	L	53-77
Feb. 24	at UCLA *	L	76-82
Feb. 25	at #3 Southern California *	L	58-85
Mar. 1	at Stanford *	L	57-60
Mar. 3	at San Diego State *	L	63-75
Mar. 9	at Arizona State *	L	75-85
Mar. 10	at Northern Arizona	W	63-62

* Western Collegiate Athletic Association game

% New Mexico St. Roadrunner Inv. (Las Cruces, NM)

% Guisti Invitational (Portland, OR)

1984-85 Results

Overall Record: 7-21

Western Collegiate Conf. Record: 1-13

Coach: Judy LeWinter

Nov. 17	at Northern Arizona	L	55-61
Nov. 23	at Nebraska \$	L	68-103
Nov. 24	vs. Wisconsin \$	W	67-64
Nov. 29	New Mexico State %	W	66-61
Dec. 1	U.S. International %	W	60-52
Dec. 7	at Oregon State	L	54-72
Dec. 9	at Portland State	W	74-66
Dec. 22	Illinois State	L	55-69
Jan. 3	at Mercer	L	55-81
Jan. 5	at Tenn.-Chattanooga	L	54-63
Jan. 7	at Georgia Tech	L	59-65
Jan. 8	Pepperdine	L	73-79
Jan. 11	at San Diego State *	L	56-74
Jan. 12	at U.S. International	W	66-58
Jan. 17	at Stanford *	L	52-63
Jan. 25	#3 Long Beach State *	L	67-86
Jan. 26	UCLA *	L	68-82
Jan. 31	at Cal State-Fullerton *	L	47-59
Feb. 2	at #9 Southern California *	L	40-68
Feb. 9	at Arizona State *	L	74-87
Feb. 14	#14 San Diego State *	L	56-63
Feb. 16	Stanford *	W	59-47
Feb. 21	at UCLA *	L	48-79
Feb. 23	at #4 Long Beach State *	L	55-85
Feb. 28	#10 Southern California *	L	62-70
Mar. 2	Cal State-Fullerton *	L	51-70
Mar. 5	Northern Arizona	W	59-56
Mar. 9	Arizona State *	L	66-80

* Western Collegiate Athletic Association game

\$ Nebraska Invitational (Lincoln, NE)

% Arizona Invitational (Tucson, AZ)

1985-86 Results

Overall Record: 19-9

Pac-West Conference Record: 4-4

Coach: Wendy Larry

Nov. 22	vs. San Jose State \$	W	81-64
Nov. 23	vs. Stanford \$	W	68-67
Nov. 27	at Illinois State	W	73-71
Nov. 29	vs. Missouri %	L	62-86
Nov. 30	vs. Marquette %	W	82-58
Dec. 4	Northern Arizona	W	79-64
Dec. 6	Portland State	W	82-58
Dec. 10	Utah	W	83-63
Dec. 13	Eastern Washington	W	74-65
Dec. 20	vs. Pepperdine &	W	80-65
Dec. 21	at UC Irvine &	L	61-68
Jan. 7	Old Dominion	L	57-77
Jan. 9	San Diego	W	81-68
Jan. 11	Utah State	W	79-50
Jan. 16	at #5 Southern California *	L	72-92
Jan. 18	at UCLA *	W	70-65
Jan. 23	Texas-El Paso	W	79-62
Jan. 25	Arizona State *	L	64-66
Feb. 1	Stanford *	W	69-58
Feb. 5	at Western New Mexico	W	81-55
Feb. 13	UCLA *	W	76-58
Feb. 15	#7 Southern California *	L	67-83
Feb. 20	at New Mexico State	L	52-69
Feb. 22	at Texas-El Paso	W	79-57
Mar. 1	at Northern Arizona	L	53-62
Mar. 3	at Arizona State *	L	75-89
Mar. 6	at Pepperdine	W	86-63
Mar. 8	at Stanford *	W	75-59

* Pac-West Conference game

\$ Busch Classic (San Jose, CA)

% Bradley Tournament (Peoria, IL)

& Irvine Invitational (Irvine, CA)

1986-87 Results

Overall Record: 11-18

Pac-10 Conference Record: 4-14

Coach: Wendy Larry

Dec. 2	at Utah	L	68-75
Dec. 4	at Utah State	W	75-41
Dec. 7	at New Mexico State	L	58-76
Dec. 9	at Texas-El Paso	W	71-61
Dec. 15	Denver	W	77-54
Dec. 19	Western New Mexico	W	98-55
Dec. 31	at Oregon State *	L	55-68
Jan. 3	at Hawaii %	L	48-60
Jan. 4	vs. Portland State %	W	83-58
Jan. 5	vs. Kansas %	L	68-70
Jan. 9	#15 Southern California *	L	60-96
Jan. 10	UCLA *	L	65-66
Jan. 12	at Oregon *	L	63-83
Jan. 17	Washington State *	W	83-74
Jan. 19	Washington *	L	60-82
Jan. 24	at Stanford *	L	57-87
Jan. 26	at California *	L	62-97
Jan. 31	at Arizona State *	W	72-55
Feb. 2	at Northern Arizona	W	73-67
Feb. 5	Oregon *	L	66-67
Feb. 7	Oregon State *	W	69-68
Feb. 12	at UCLA *	L	59-65
Feb. 14	at #18 Southern California *	L	57-96
Feb. 16	Northern Arizona	W	81-59
Feb. 19	at Washington State *	L	67-70
Feb. 21	at #19 Washington *	L	52-75
Feb. 26	Stanford *	L	57-62
Feb. 28	California *	L	77-84 OT
Mar. 7	Arizona State *	W	77-67

* Pacific-10 Conference game

% Wahine Invitational (Honolulu, HI)

1987-88 Results

Overall Record: 5-23

Pac-10 Conference Record: 2-16

Coach: June Olkowski

Nov. 29	vs. Alabama %	L	74-80
Nov. 30	vs. Evansville %	L	70-75
Dec. 5	Northern Arizona	W	60-48
Dec. 10	New Mexico State	L	66-80
Dec. 13	Texas-El Paso	W	65-52
Dec. 18	North Dakota	L	59-61
Dec. 30	at Boston College	L	64-79
Jan. 2	at #8 Rutgers	L	54-77
Jan. 4	at Old Dominion	L	68-82
Jan. 8	at #11 Stanford *	L	71-101
Jan. 9	at California *	W	79-75
Jan. 15	Oregon *	L	69-74
Jan. 16	Oregon State *	L	63-65
Jan. 22	at UCLA *	L	62-87
Jan. 23	at #16 Southern California *	L	79-94
Jan. 27	Miami (Fla.)	W	78-71
Jan. 30	at Arizona State *	L	64-65
Feb. 5	California *	W	68-56
Feb. 6	#10 Stanford *	L	49-64
Feb. 12	at Oregon State *	L	48-78
Feb. 13	at Oregon *	L	61-69
Feb. 19	#15 Southern California *	L	69-92
Feb. 20	UCLA *	L	63-81
Feb. 27	Arizona State *	L	56-63
Mar. 3	at Washington State *	L	62-90
Mar. 5	at #13 Washington *	L	44-95
Mar. 11	#12 Washington *	L	52-73
Mar. 12	Washington State *	L	52-70

* Pacific-10 Conference game

% Bowling Green Bank Inv. (Bowling Green, KY)

1988-89 Results

Overall Record: 11-17

Pac-10 Conference Record: 6-12

Coach: June Olkowski

Nov. 25	at Iowa State	L	61-71
Nov. 27	at Drake	L	74-84
Dec. 2	at #10 Virginia %	L	58-87
Dec. 3	vs. Notre Dame %	L	81-85
Dec. 9	at Northern Arizona	L	64-74
Dec. 11	#20 Colorado	W	75-69
Dec. 16	Western New Mexico	W	96-64
Dec. 18	Oakland University	W	77-67
Dec. 29	New Mexico State	W	64-61
Dec. 31	Cornell	W	75-47
Jan. 6	Washington State *	L	72-82
Jan. 7	Washington *	L	60-72
Jan. 13	at Oregon *	L	67-87
Jan. 14	at Oregon State *	L	59-73
Jan. 20	at Southern California *	L	78-85
Jan. 21	at UCLA *	L	69-93
Jan. 27	Arizona State *	W	77-70
Feb. 3	at California *	L	59-75
Feb. 4	at #4 Stanford *	L	68-94
Feb. 9	Oregon *	W	92-78
Feb. 10	Oregon State *	L	71-76
Feb. 18	Southern California *	W	94-84
Feb. 19	UCLA *	L	64-75
Feb. 24	at Arizona State *	W	87-74
Mar. 3	#4 Stanford *	L	56-95
Mar. 4	California *	W	71-70
Mar. 9	at Washington *	L	75-94
Mar. 11	at Washington State *	W	74-68

* Pacific-10 Conference game

% Investors Classic (Charlottesville, VA)

1989-90 Results

Overall Record: 12-17

Pac-10 Conference Record: 5-13

Coach: June Olkowski

Nov. 18	Simon Fraser	W	69-56
Nov. 24	Northern Arizona	W	79-55
Nov. 25	New Mexico State	W	83-55
Dec. 1	vs. Texas-Arlington %	W	68-66
Dec. 2	at Miami (Fla.) %	L	65-85
Dec. 6	at New Mexico State	L	62-68
Dec. 8	at San Diego	L	62-85
Dec. 18	#25 Mississippi	W	67-61
Dec. 27	Western Illinois	W	73-71
Dec. 29	Oakland	W	75-65
Dec. 31	at Colorado	L	69-78
Jan. 4	at #11 Washington *	L	63-88
Jan. 6	at Washington State *	L	53-72
Jan. 11	Southern California *	W	58-53
Jan. 13	UCLA *	L	70-82
Jan. 19	at Arizona State *	L	78-84
Jan. 25	at #2 Stanford *	L	69-92
Jan. 27	at California *	L	77-89
Feb. 1	Oregon *	L	73-84
Feb. 3	Oregon State *	W	66-50
Feb. 9	at UCLA *	L	69-73
Feb. 11	at Southern California *	L	64-65 OT
Feb. 16	Arizona State *	L	85-91
Feb. 22	California *	W	90-78 OT
Feb. 24	#3 Stanford *	L	70-113
Mar. 1	at Oregon State *	W	70-65
Mar. 3	at Oregon *	W	79-74
Mar. 8	Washington State *	L	72-87 OT
Mar. 10	#4 Washington *	L	43-67

* Pacific-10 Conference game

% Hurricane Tip-Off Classic (Miami, FL)

1990-91 Results

Overall Record: 6-25

Pac-10 Conference Record: 1-17

Coach: June Olkowski

Nov. 23	at Hawai'i %	L	66-67
Nov. 24	vs. Utah %	L	74-91
Nov. 25	vs. Drake %	W	94-82
Nov. 30	San Diego	W	74-72
Dec. 2	at New Mexico State	W	94-82
Dec. 4	at #11 Long Beach State	L	62-106
Dec. 7	at Northern Arizona	W	79-60
Dec. 9	New Mexico State	L	73-82
Dec. 15	Northern Arizona	W	68-58
Dec. 19	UC Santa Barbara	L	74-103
Dec. 28	at St. Joseph's (PA) \$	L	63-65
Dec. 29	vs. #11 Louisiana Tech \$	L	68-92
Jan. 1	Colorado	L	69-75 OT
Jan. 3	#13 Washington *	L	71-94
Jan. 5	Washington State *	L	65-70
Jan. 11	at Southern California *	L	74-88
Jan. 13	at UCLA *	L	102-115
Jan. 19	Arizona State *	L	65-84
Jan. 24	#8 Stanford *	L	65-94
Jan. 26	California *	L	73-80
Jan. 31	at Oregon *	L	67-97
Feb. 2	at Oregon State *	L	62-95
Feb. 7	UCLA *	L	98-112
Feb. 9	Southern California *	L	68-81
Feb. 16	at Arizona State *	W	69-66 OT
Feb. 21	at California *	L	80-91
Feb. 23	at #11 Stanford *	L	79-116
Feb. 28	Oregon State *	L	73-97
Mar. 2	Oregon *	L	76-107
Mar. 7	at Washington State *	L	75-85
Mar. 9	at #12 Washington *	L	62-91

* Pacific-10 Conference game

% Hawai'i Tournament (Honolulu, HI)

\$ St. Joseph's Tournament (Philadelphia, PA)

1991-92 Results

Overall Record: 9-19

Pac-10 Conference Record: 3-15

Coach: Joan Bonvicini

Nov. 22	at Colorado State	W	79-77
Nov. 24	at Colorado	L	53-74
Nov. 29	New Mexico %	W	82-53
Nov. 30	Portland State %	L	76-85
Dec. 6	vs. Illinois State &	L	59-73
Dec. 7	vs. Holy Cross &	L	73-76
Dec. 13	Cal State-Northridge	W	112-66
Dec. 17	Toledo	W	65-60
Dec. 30	at New Mexico State	W	100-97
Jan. 5	Long Beach State	W	66-56
Jan. 9	at Washington State *	L	62-77
Jan. 11	at #13 Washington *	L	61-86
Jan. 18	at Arizona State *	L	66-84
Jan. 23	Oregon *	L	67-91
Jan. 25	Oregon State *	W	79-68
Jan. 30	at #3 Stanford *	L	77-92
Feb. 1	at #21 California *	L	67-91
Feb. 6	Southern California *	L	60-80
Feb. 8	UCLA *	L	63-97
Feb. 14	Arizona State *	L	82-84
Feb. 20	at Oregon State *	L	68-84
Feb. 22	at Oregon *	W	76-74
Feb. 27	California *	L	85-91
Feb. 29	#5 Stanford *	L	66-97
Mar. 6	at UCLA *	L	67-83
Mar. 8	at Southern California *	L	68-71
Mar. 12	Washington *	W	78-70
Mar. 14	Washington State *	L	73-81

* Pacific-10 Conference game

% Arizona Basketball Classic (Tucson, AZ)

& Roger L. Whitel Tournament (Evanston, IL)

1992-93 Results

Overall Record: 13-14

Pac-10 Conference Record: 7-11

Coach: Joan Bonvicini

Dec. 1	#3 Vanderbilt	L	63-73
Dec. 5	at #10 Texas	L	57-81
Dec. 7	at Southwest Texas State	L	77-83
Dec. 13	UC Irvine	W	84-64
Dec. 22	Northern Illinois	W	80-75
Dec. 27	Western Michigan %	W	76-48
Dec. 29	Providence %	W	70-68
Jan. 2	Michigan State	W	89-46
Jan. 7	#16 Southern California *	L	54-68
Jan. 9	UCLA *	L	77-91
Jan. 11	San Diego State	W	75-58
Jan. 14	at Washington *	L	68-82
Jan. 16	at Washington State *	W	64-55
Jan. 23	Arizona State *	L	72-73
Jan. 28	Oregon *	W	79-70
Jan. 30	Oregon State *	W	69-62
Feb. 5	at #9 Stanford *	L	52-69
Feb. 7	at #23 California *	W	73-72 OT
Feb. 11	Washington State *	W	72-64
Feb. 13	Washington *	L	69-72
Feb. 19	at Arizona State *	L	58-75
Feb. 25	at Oregon State *	W	63-49
Feb. 27	at Oregon *	L	63-77
Mar. 4	California *	L	74-81
Mar. 6	#9 Stanford *	L	60-79
Mar. 11	at UCLA *	W	91-83
Mar. 13	at #15 Southern California *	L	62-78

* Pacific-10 Conference game

% Arizona Basketball Classic (Tucson, AZ)

1993-94 Results

Overall Record: 15-12

Pac-10 Conference Record: 8-10

Coach: Joan Bonvicini

Nov. 26	at Cal State-Fullerton	W	90-77
Nov. 28	at UC Irvine	W	73-67
Dec. 3	Eastern Washington %	W	89-68
Dec. 5	St. Mary's (CA) %	W	75-63
Dec. 7	#1 Tennessee	L	63-65
Dec. 11	at San Diego State	W	63-58
Dec. 21	Texas	L	68-79
Dec. 28	at Weber State	W	92-78
Jan. 8	at Arizona State *	W	89-62
Jan. 13	at California *	W	88-70
Jan. 15	at #11 Stanford *	L	64-87
Jan. 20	#9 Southern California *	L	65-76
Jan. 22	UCLA *	W	83-78
Jan. 27	at Oregon *	L	66-78
Jan. 29	at Oregon State *	L	84-90 OT
Feb. 3	Washington State *	W	82-71
Feb. 5	#17 Washington *	L	49-66
Feb. 10	#14 Stanford *	L	57-88
Feb. 12	California *	W	84-70
Feb. 16	Cal State-Northridge	W	98-57
Feb. 18	at UCLA *	L	69-85
Feb. 20	at #7 Southern California *	L	63-85
Feb. 24	Oregon State *	W	95-83
Feb. 26	Oregon *	L	67-74
Mar. 3	at #19 Washington *	L	76-79
Mar. 5	at Washington State *	W	71-68
Mar. 12	Arizona State *	W	104-69

* Pacific-10 Conference game

% Copper Bowl Classic (Tucson, AZ)

1994-95 Results

Overall Record: 11-19

Pac-10 Conference Record: 6-12

Coach: Joan Bonvicini

Nov. 25	vs. #15 Florida \$	L	76-94
Nov. 26	vs. #8 Virginia \$	L	56-60
Nov. 27	vs. New Mexico \$	W	77-58
Dec. 2	Louisiana State &	W	71-62
Dec. 4	Oklahoma State &	L	40-64
Dec. 9	Fresno State	L	56-70
Dec. 11	Nevada	W	79-57
Dec. 17	Sacramento State	W	105-50
Dec. 18	Southwest Texas State	W	74-58
Dec. 22	at Northern Illinois	L	86-92
Dec. 29	at #8 Vanderbilt	L	39-79
Jan. 2	at #1 Tennessee	L	57-109
Jan. 7	Arizona State *	W	79-71
Jan. 12	California *	W	92-67
Jan. 14	#5 Stanford *	L	51-86
Jan. 19	at #24 Southern California *	L	54-85
Jan. 21	at UCLA *	W	64-61
Jan. 26	#24 Oregon *	W	78-74
Jan. 28	Oregon State *	L	64-79
Feb. 2	at Washington State *	L	72-78
Feb. 4	at #13 Washington *	L	71-79
Feb. 9	at #6 Stanford *	L	72-100
Feb. 11	at California *	L	66-94
Feb. 16	UCLA *	W	63-61
Feb. 18	#24 Southern California *	L	63-71
Feb. 23	at #21 Oregon State *	L	69-93
Feb. 25	at Oregon *	L	55-73
Mar. 2	#17 Washington *	L	68-71
Mar. 4	Washington State *	L	65-83
Mar. 11	at Arizona State *	W	81-72

* Pacific-10 Conference game

% Wahine Classic (Honolulu, HI)

& Copper Bowl Classic (Tucson, AZ)

1995-96 Results

Overall Record: 22-8

Pac-10 Conference Record: 10-8

Coach: Joan Bonvicini

Dec. 1	Wyoming &	W	80-61
Dec. 3	Wake Forest &	W	63-47
Dec. 8	Cal State-Fullerton	W	87-33
Dec. 10	Weber State	W	92-46
Dec. 13	Southern Utah	W	83-68
Dec. 16	San Diego	W	87-52
Dec. 28	at Harvard	W	83-59
Dec. 30	at Providence	W	97-83
Jan. 4	California *	W	102-66
Jan. 6	#7 Stanford *	L	55-77
Jan. 9	Cal Poly-San Luis Obispo	W	75-39
Jan. 13	at Arizona State *	W	78-63
Jan. 18	at Southern California *	W	87-72
Jan. 20	at UCLA *	L	85-89
Jan. 24	#15 Oregon State *	W	72-58
Jan. 26	Oregon *	L	47-55
Feb. 1	at Washington *	L	67-77
Feb. 3	at Washington State *	L	65-71
Feb. 10	Arizona State *	W	82-73
Feb. 15	UCLA *	W	95-66
Feb. 17	Southern California *	W	78-73
Feb. 22	at Oregon *	W	56-51
Feb. 24	at #15 Oregon State *	L	66-76
Feb. 29	Washington State *	L	67-76
Mar. 2	Washington *	W	78-63
Mar. 7	at #3 Stanford *	L	61-77
Mar. 9	at California *	W	85-82
Mar. 21	vs. Western Kentucky %	W	80-72
Mar. 22	vs. Arkansas %	W	80-77
Mar. 23	vs. Northwestern %	W	79-63

* Pacific-10 Conference game

& Copper Bowl Classic (Tucson, AZ)

% Women's National Invitation Tourn. (Amarillo, TX)

1996-97 Results

Overall Record: 23-8

Pac-10 Conference Record: 12-6

Coach: Joan Bonvicini

Nov. 15	at San Francisco %	W	85-79 OT
Nov. 17	at #11 Louisiana Tech %	L	60-73
Nov. 22	Evansville	W	78-50
Nov. 25	at Texas A&M	W	96-76
Nov. 29	Monmouth	W	84-42
Dec. 1	at Long Beach State	W	97-57
Dec. 6	San Jose State \$	W	90-55
Dec. 8	Harvard \$	W	82-45
Dec. 13	Northern Arizona	W	86-54
Dec. 19	at San Diego State	W	66-52
Dec. 21	at San Diego	W	87-65
Jan. 2	at California *	W	79-59
Jan. 5	at #3 Stanford *	L	68-91
Jan. 10	Arizona State *	W	72-66
Jan. 16	Southern California *	L	72-87
Jan. 18	UCLA *	W	69-45
Jan. 23	at Oregon State *	L	76-85
Jan. 25	at Oregon *	W	60-57
Jan. 30	Washington *	W	80-57
Feb. 1	Washington State *	W	76-46
Feb. 8	at Arizona State *	W	66-42
Feb. 14	at UCLA *	W	90-78
Feb. 16	at Southern California *	W	82-64
Feb. 20	Oregon *	L	81-85
Feb. 22	Oregon State *	W	72-56
Feb. 27	at Washington State *	W	62-53
Mar. 1	at Washington *	L	59-76
Mar. 6	#3 Stanford *	L	65-90
Mar. 8	California *	W	87-64
Mar. 14	vs. #25 We. Kentucky ^	W	76-54
Mar. 16	at #6 Georgia ^	L	74-80

* Pacific-10 Conference game

% Preseason Women's National Invitation Tourn.

\$ Copper Bowl Classic (Tucson, AZ)

^ NCAA West Subregional (Athens, GA)

1997-98 Results

Overall Record: 23-7

Pac-10 Conference Record: 14-4

Coach: Joan Bonvicini

Nov. 23	UC Santa Barbara	W	107-74
Dec. 1	at Northern Arizona	W	89-66
Dec. 5	Northeastern @	W	96-49
Dec. 7	#12 Nebraska @	W	68-56
Dec. 10	Texas A&M	W	84-59
Dec. 20	vs. Purdue ^	L	54-68
Dec. 29	vs. Baylor %	W	86-73
Dec. 30	at #4 Louisiana Tech %	L	64-75
Jan. 2	at UCLA *	W	82-71
Jan. 4	at Southern California *	W	81-69
Jan. 8	Washington State *	L	61-64
Jan. 10	#7 Washington *	W	93-62
Jan. 12	#11 Stanford *	W	91-90
Jan. 17	at Arizona State *	W	70-60
Jan. 22	at Oregon *	L	66-68
Jan. 24	at Oregon State *	W	84-58
Jan. 29	California *	W	81-44
Jan. 31	vs. Kansas &	W	67-62
Feb. 5	at #21 Washington *	L	73-77
Feb. 7	at Washington State *	W	71-66
Feb. 14	Arizona State *	W	92-57
Feb. 19	Oregon State *	W	75-74
Feb. 21	Oregon *	W	68-48
Feb. 26	at California *	W	67-57
Feb. 28	at #5 Stanford *	L	90-108
Mar. 5	Southern California *	W	72-53
Mar. 7	UCLA *	W	84-73
Mar. 13	Santa Clara %	W	75-63
Mar. 15	#17 Virginia \$	W	94-77
Mar. 21	vs. #3 Connecticut ~	L	57-74

* Pacific-10 Conference game

@ Insight Classic (Tucson, AZ)

^ Neutral contest played in Indianapolis, IN


% Louisiana Tech Dial Classic (Ruston, LA)

& Pac-10/Big 12 Shootout (Lubbock, TX)

\$ NCAA East Subregional (Tucson, AZ)

~ NCAA East Regional (Dayton, OH)

Year-by-Year Results



**Linda Reinke
(1982-84)**

1999-2000 Results

Overall Record: 25-7

Pac-10 Conference Record: 13-5

Coach: Joan Bonvicini

Nov. 19	vs. Oklahoma \$	W	75-59
Nov. 20	vs. Tennessee Tech \$	W	87-71
Nov. 21	at Hawaii \$	W	86-73
Nov. 27	New Mexico	W	74-63
Nov. 30	#15 UC Santa Barbara	W	86-76
Dec. 6	Colorado State	W	89-75
Dec. 10	Texas Southern &	W	96-46
Dec. 12	Indiana &	W	87-70
Dec. 15	Northern Illinois	W	78-46
Dec. 21	at #23 Kansas	L	68-71
Dec. 28	vs. Marshall %	W	91-61
Dec. 29	at Louisville %	W	80-70
Jan. 6	California *	W	71-58
Jan. 8	Stanford *	L	95-98
Jan. 13	at Washington State *	W	83-68
Jan. 15	at Washington *	W	96-85
Jan. 20	#12 UCLA *	L	68-79
Jan. 22	Southern California *	W	67-52
Jan. 30	Arizona State *	W	60-58
Feb. 4	at Oregon *	W	73-66
Feb. 6	at Oregon State *	W	65-49
Feb. 10	Washington *	W	96-81
Feb. 12	Washington State *	W	81-52
Feb. 17	at Southern California *	L	68-80
Feb. 19	at #24 UCLA *	L	66-80
Feb. 26	at Arizona State	W	72-61
Mar. 2	Oregon State *	W	79-77 OT
Mar. 4	Oregon *	L	71-75
Mar. 9	at Stanford *	W	79-72
Mar. 11	at California *	W	64-58
Mar. 18	vs. Kent ^	W	73-61
Mar. 20	at #2 Tennessee ^	L	60-75

* Pac-10 Conference game

\$ Hawaiian Regent Wahine Classic (Honolulu, HI)

& Insight.com Bowl Basketball Classic (Tucson, AZ)

% Seelbach Cardinal Classic (Louisville, KY)

^ NCAA Midwest Subregional (Knoxville, TN)

2000-01 Results

Overall Record: 20-12

Pac-10 Conference Record: 9-9

Coach: Joan Bonvicini

Nov. 18	Brigham Young	W	76-71
Nov. 20	at #5 Notre Dame	L	65-95
Nov. 26	at UC Santa Barbara	W	71-63
Nov. 28	Rice	W	84-71
Dec. 6	Nevada-Las Vegas	W	91-74
Dec. 8	Bowling Green \$	W	99-43
Dec. 10	Fresno State \$	W	92-55
Dec. 17	Louisville	W	90-60
Dec. 19	vs. #9 Auburn &	L	66-69
Dec. 20	at UPR-Mayaguez &	W	105-41
Dec. 21	vs. Nebraska &	W	79-68
Dec. 29	Kansas	W	81-73
Jan. 4	at California *	W	79-68
Jan. 6	at #21 Stanford *	W	68-65
Jan. 11	Washington State *	W	97-58
Jan. 13	Washington *	W	88-72
Jan. 18	at Southern California *	L	67-81
Jan. 20	at UCLA *	L	56-59 OT
Jan. 27	at Arizona State *	L	57-67
Feb. 1	#22 Oregon *	W	88-76
Feb. 3	Oregon State *	W	83-73
Feb. 8	at Washington *	L	88-98
Feb. 10	at Washington State *	L	86-93
Feb. 15	UCLA *	W	89-79
Feb. 18	Southern California *	W	77-61
Feb. 24	#23 Arizona State *	L	67-70 OT
Mar. 1	at Oregon State *	L	66-67
Mar. 3	at Oregon *	L	78-83
Mar. 8	Stanford *	L	66-74
Mar. 10	California *	W	75-62
Mar. 15	Pepperdine %	W	85-65
Mar. 17	at New Mexico %	L	62-75

* Pac-10 Conference game

\$ Arizona Basketball Classic (Tucson, AZ)

& San Juan Shootout (San Juan, Puerto Rico)

% Women's National Invitation Tournament

2001-02

Overall Record: 14-14

Pac-10 Conference Record: 10-8

Coach: Joan Bonvicini

Nov. 18	Pepperdine	W	81-77
Nov. 21	Ohio State	W	90-76
Nov. 24	#15 Notre Dame	W	72-70
Nov. 27	at New Mexico	L	67-75
Nov. 30	Holy Cross \$	L	74-83
Dec. 2	Pittsburgh \$	L	80-81
Dec. 8	at Rice	W	74-65
Dec. 16	at Stephen F. Austin	L	66-68
Dec. 19	#6 Stanford *	L	57-81
Dec. 21	California *	W	66-61
Dec. 30	at Arizona State *	L	64-87
Jan. 4	at Oregon *	L	53-72
Jan. 6	at Oregon State *	L	56-71
Jan. 10	Washington State *	W	107-57
Jan. 12	Washington *	W	83-69
Jan. 14	UC Santa Barbara	L	80-94
Jan. 17	at Southern California *	W	78-74
Jan. 19	at UCLA *	W	71-60
Jan. 24	at #3 Stanford *	L	62-76
Jan. 26	at California *	W	76-68
Jan. 31	Oregon State *	L	85-88OT
Feb. 2	Oregon *	W	84-68
Feb. 7	at Washington *	L	73-77
Feb. 9	at Washington State *	W	106-60
Feb. 14	UCLA *	W	77-62
Feb. 16	Southern California *	L	64-71
Feb. 23	Arizona State *	W	72-66
Mar. 2	vs. Arizona State %	L	58-66

* Pac-10 Conference game

\$ Arizona Basketball Classic (Tucson, AZ)

% Pac-10 Conference Tournament (Eugene, OR)

2002-03

Overall Record: 22-9

Pac-10 Conference Record: 13-5

Coach: Joan Bonvicini

Nov. 22	Louisiana State	L	71-78OT
Nov. 25	at Pepperdine	W	80-68
Nov. 30	#8 Georgia	W	70-49
Dec. 7	UC Riverside \$	W	95-66
Dec. 8	Illinois \$	W	75-73
Dec. 15	at Ohio State	L	65-84
Dec. 18	New Mexico	W	70-61
Dec. 22	at Nevada-Las Vegas	W	101-73
Dec. 27	at California *	W	83-53
Dec. 29	at #6 Stanford *	L	74-82
Jan. 2	Oregon *	W	96-65
Jan. 4	Oregon State *	W	72-44
Jan. 9	at Washington State *	W	86-65
Jan. 11	at Washington *	L	59-60
Jan. 16	Southern California *	W	79-76
Jan. 18	UCLA *	W	80-61
Jan. 23	at Arizona State *	L	58-73
Jan. 26	at Wisconsin	W	62-55
Jan. 30	at Oregon State *	L	65-71OT
Feb. 1	at Oregon *	W	71-66
Feb. 6	#20 Washington *	W	79-66
Feb. 8	Washington State *	W	80-50
Feb. 14	at UCLA *	L	47-48
Feb. 16	at Southern California *	W	78-64
Feb. 22	Arizona State *	W	72-52
Feb. 27	#9 Stanford *	W	79-64
Mar. 1	California *	W	68-51
Mar. 8	vs. Oregon State %	W	70-56
Mar. 9	vs. #25 Washington %	W	74-51
Mar. 10	vs. #9 Stanford %	L	49-59
Mar. 23	vs. Notre Dame &	L	47-59

* Pac-10 Conference game

\$ Fiesta Bowl Basketball Classic (Tucson, AZ)

% Pac-10 Conference Tournament (Eugene, OR)

& NCAA East Subregional (Manhattan, KS)

All-Time Win Streaks

The 1996-97 Arizona squad posted a 10-game win streak early in the season, the longest win streak ever at the UA. The longest win streaks in the program's history were posted during the following seasons:

10	1996-97
9	1999-2000 1995-96
8	1974-75
7	2000-01
6	2002-03 2000-01 1999-2000 1996-97 1985-86 1972-73
5	1998-99 1997-98 1992-93 1988-89 1980-81 1973-74

Home Win Streaks

15	Jan. 4, 1999-Jan. 6, 2000
13	Nov. 30, 2002-present Nov. 18, 2000-Feb. 18, 2001
10	Jan. 10, 1998-Mar. 15, 1998
9	Nov. 18, 2000-Jan. 13, 2001
7	Mar. 2, 1996-Jan. 10, 1997 Dec. 1, 1995-Jan. 4, 1996 Nov. 18, 1989-Jan. 11, 1990
5	Mar. 10, 2001-Nov. 24, 2001 Jan. 22, 2000-Mar. 2, 2000 Mar. 8, 1997-Dec. 10, 1997 Dec. 11, 1994-Jan. 12, 1995 Dec. 13, 1992-Jan. 2, 1993 Dec. 11, 1988-Dec. 31, 1988

Overall Best Starts

12-1	1999-2000 1995-96
11-1	1996-97
10-1	1975-75
9-1	1985-86
7-1	2000-01
6-1	1997-98 1972-73
5-1	1993-94 1973-74

A

Acosta, Miroslava - 1986, 87
Adefeso, Danielle - 2002, 03
 Alexander, Marte - 1995, 96, 97, 98
 Allen, Candice - 2001, 02
 Anderson, Keisha - 1993
 Andrews, Cindy - 1977
 Archie, Alicia - 1984, 85

B

Banas, Bonnie - 1979
 Barber, Elizabeth - 1972
 Barnes, Adia - 1995, 96, 97, 98
 Barrington, Jacque (Clark) - 1994, 95, 96, 97
 Bergeson, Dawn - 1988
 Beausoliel, Colette - 1983
 Bozeman, Tysell - 2000
 Bradshaw, Lisa - 1982, 84
 Brase, Julie - 1999, 2000, 02, 03
 Bristol, Reshea - 1998, 99, 2000, 01
 Broaden, Pat - 1982
 Brown, Tatum - 1999, 2000
 Brown, Timi - 1987, 88, 90, 91
 Brummell, Linley - 1986, 87
 Buntin, Tonee - 1982
 Buxton, Sarah - 1980

C

Caliway, Chris - 1980
 Callahan, Jen - 1999
 Canez, Ida
 Carr, Susie - 1991
 Carter, Glenna - 1979
Chappell, Anna - 2003
 Chesney, Jenn - 2001
 Clark, Margo - 1991, 92, 93
 Coder, Shawn - 1991, 92, 93, 94
 Constand, Andrea - 1993, 94, 95, 96
 Conway, Kim - 1990, 91, 93, 94
 Crank, Monika - 1996, 97, 98, 2000

D

Darling, Sue - 1981, 82
 Davenport, Gail - 1978
 De Champlain, Valerie - 1988, 89
 Dodds, Angie - 1984, 85, 86, 87
 Dove, Bonnie - 1993, 94
 Draper, Cheryl - 1986
Duger, Jessica - 2003
 Dunlap, Janice - 1974

F

Fontenette, Mary - 1986
 Ford, Carmen - 1985, 86
 Frese, Brenda - 1989, 90, 91, 92

G

Gamble, Amy - 1989
 Gault, Gail - 1974
 Garnett, April - 1990, 91
 Gilbert, Penny - 1979, 80
 Giordano, Kristina - 1989
 Giordano, Michelle "Mikko" - 1995, 96, 97, 98
 Glisky, Linda - 1991
 Goschinski, Janet - 1978, 79, 80
 Grennan, Regina - 1987, 88, 89, 90
 Griffith, Lisa - 1997, 98, 99, 2000
 Grout, Heather - 1983
Grzyb, Aimee - 2001, 02, 03

H

Hambrick, Shontey - 1996, 97, 98
 Handley, Melissa - 1989, 90, 91, 92
 Harris, Atina - 1994, 95
 Humphrey, Cheryl - 1988, 89, 90, 91
 Husk, Laura Jo - 1975
 Hyde, Barbara - 1985, 86, 87

I

Ineman, Joanne - 1983
 Imara, Fatima - 1995, 96, 97

J

James, Veranda - 2001
 Johnson, Keisha - 1995
Jones, Natalie - 2003
 Jorgenson, Lori - 1975, 76, 77, 78

K

Klemans, Ruth - 1980
 Klemm, Mary - 1989, 90, 91, 92
 Kubiak, Barbara - 1984, 85

L

Lackey, Angela - 1999, 2000
 Leikem, Tammy - 1988
Lindner, Katrina - 2003
 Livingston, Amy - 1988, 89, 90
 Longanecker, Jill - 1979, 80, 81

M

Magee, Megan - 1991, 92, 93
 Martin, Leslie - 1981, 82, 83
 Maxwell, Bess - 1974
 McFadden, Anne - 1979, 80, 81, 82
 Meyer, Julie - 1987, 88, 89, 90
 Midkiff, Laura - 1981
 Minter, DeAngela - 1995, 96, 97, 98
 Mitchell, Michelle - 1999, 2000, 01

N

Naranjo, Greta - 1988, 89
 Northway, Sarah - 1994, 95

O

Olsen, Heidi - 1980
 Overturf, Tannis - 1982, 83, 84, 85

P

Pantoja, Brenda - 1992, 94, 95, 96
 Papcevic, Sveltana - 2003
 Patterson, Dana - 1985, 86, 87
Peterson, Phakisha - 2003
 Phoenix, Amber - 1997, 98
 Pickney, Elizabeth - 1999, 2000, 01, 02
Polk, Shawntinice - 2003

R

Reinke, Linda - 1982, 83, 84
 Richards, Maricia - 1975
 Roberson, Robin - 2002, 03
 Roberts, Pam - 1979, 80, 81, 82
 Robertson, Shana - 1981, 82

S

Sanford, Donnisha "CoCoo" - 2003
 Schulz, Julie - 1979
 Sisneros, Dorothy - 1976, 77, 78, 79
 Smith, Brenda - 1985, 86
 Smith, Charlotte - 1980, 81
 Smith, Kirsten - 1983, 84, 85, 86
 Smith, Lori - 1982, 83
 Smith, Trina - 1992, 93, 94
 Stowers, Adrienne - 1985, 86, 87
 Struthers, Peggy - 1974
 Sturdivant, Jamie - 2000
 Sweet, Jacinda - 1992, 93, 94, 95

T

Tave, Stacie - 1993, 94
 Taylor, LaKeisha - 1999, 2000, 01, 02
 Taylor, Shannon - 1993
 Teske, Debbie - 1989
 Thompson, Janelle - 1991, 92, 93, 94
 Tibbetts, Michelle - 2002
 Turner, Yolanda - 1984, 85, 86, 87

W

Walker, Cha-Ron - 1997, 98
 Warren, Krista - 2000, 01, 02, 03
Wheeler, Desire "Dee-Dee" - 2002, 03
 Willis, Felecity - 1997, 98, 99, 2000
 Wuertz, Carolyn - 1973

Boldface indicates returning/active player.



Lisa Griffith
(1997-2000)



DeAngela Minter
(1995-98)

All-Time Jersey Numbers List

00

Shontey Hambrick - 1996, 97, 98
Shawntinice Polk - 2003, 04

3

Lisa Griffith - 1997, 98, 99, 2000

4

Cheryl Humphrey - 1988, 89, 90, 91
Jacinda Sweet - 1992, 93, 94, 95
Candice Allen - 2001, 02, 03

5

Greta Naranjo - 1988, 89
Shawn Coder - 1991
Jen Callahan - 1999
CoCoe Sanford - 2003, 04

10

Sue Darling - 1982
Joanne Ineman - 1983
Lisa Lovallo - 1984
Dana Patterson - 1985, 86, 87, 88
Mary Klemm - 1989, 90
Linda Glisky - 1991
Reshea Bristol - 1998, 99, 2000, 01
Linda Pace - 2004

11

Laurie Craig - 1977
Sarah Buxton - 1978, 79, 80
Sue Darling - 1981
Lisa Bradshaw - 1982, 83, 84
Tracey Barnes - 1983
Linley Brummell - 1986, 87, 88
Meg Mitchell - 1989
Brenda Pantoja - 1992, 94, 95, 96
Dee-Dee Wheeler - 2002, 03, 04

12

Gail Davenport - 1976
Sharon Rodgers - 1977, 78
Bonnie Banas - 1979
Laura Midkiff - 1981
Melissa Handley - 1989, 90, 91, 92
Shannon Taylor - 1993

13

Barb Garcia - 1978
Penny Gilbert - 1979, 80
Aimee Grzyb - 2001, 02, 03, 04

14

Dorothy Sisneros - 1976, 77, 78, 79
Trina Smith - 1992, 93, 94
Jenn Chesney - 2001

15

Shelley Aboud - 1975
Wendy Timm - 1977
Chris Caliway - 1979
Ruth Klemans - 1980
Pat Cheriton - 1981
Tannis Overturf - 1982, 83, 84
Timi Brown - 1987, 88, 89, 90, 91
Kate Crane - 1997
Anna Chappell - 2003, 04

20

Kit Bryan - 1975
Stacy Smith - 1985
Cheryl Draper - 1986
Valerie de Champlain - 1988, 89, 90
Susie Carr - 1991
April Mixon - 1994
Julie Brase - 1999, 2000, 02, 03

21

Kit Bryan - 1976
Anne Mariucci - 1977
Gail Davenport - 1978
Jill Longanecker - 1979, 80, 81
Regina Grennan - 1987, 88, 89, 90
Mary Klemm - 1991, 92
Keisha Anderson - 1993
Jamie Sturdivant - 2000
Katrina Lindner - 2003, 04

22

Cindy Andrews - 1977
Pam Roberts - 1979, 80, 81, 82
Barb Kubiak - 1984, 85
Miroslava Acosta - 1986, 87
Dawn Bergeson - 1988
Kristina Giordano - 1989
Stacie Tave - 1993, 94
Monika Crank - 1996, 97, 98, 2000
Veranda James - 2001

23

Marcia Richards - 1975, 76
Michele Trifero - 1977
Glenna Carter - 1979
Chris Caliway - 1980, 81
Janelle Thompson - 1991, 92, 93, 94
Keisha Johnson - 1995
Felecity Willis - 1997, 98, 99, 2000
Natalie Jones - 2003, 04

24

Anita Eggert - 1977
Janet Goschinski - 1978, 79, 80, 81
Kirsten Smith - 1983, 84, 85, 86
Brenda Frese - 1989, 90, 92
Atina Harris - 1995
Michelle Tibbetts - 2002

25

Shanna Klassen - 1976
Connie LaBuhn - 1977, 78
Leslie Martin - 1981, 82, 83
Yolanda Turner - 1984, 85, 86, 87
Shawn Coder - 1992, 93, 94
Rachael Schein - 2004

30

Pat Broaden - 1982, 83
Adrienne Stowers - 1985, 86, 87, 88
Debbie Teske - 1989
Adia Barnes - 1995, 96, 97, 98
Jessica Duger - 2003, 04

31

Lori Smith - 1982, 83
Rebekah Lewis - 1984
Margo Clark - 1991, 92, 93, 94
Amber Phoenix - 1997, 98
Robin Roberson - 2002, 03

32

Gail Davenport - 1977
Kris Stewart - 1978, 79
Shana Robertson - 1982, 83
Alicia Archie - 1984, 85
Kim Conway - 1990, 91, 93, 94
DeAngela Minter - 1995, 96, 97, 98
Svetlana Papcevic - 2003

33

Kim Unright - 1979
Heidi Olsen - 1980
Shana Robertson - 1981
Vicky Rayle - 1983
Apryl Garnett - 1990, 91
Andrea Constand - 1993, 94, 95, 96
Cha-Ron Walker - 1997, 98
Tysell Bozeman - 2000, 01
Phakisha Peterson - 2003, 04

34

Charlotte Smith - 1979, 80, 81
Julie Meyer - 1987, 88, 89, 90
Megan Magee - 1991, 92, 93
Mikko Giordano - 1995, 96, 97, 98
Angela Lackey, 1999, 2000

35

Linda Reinke - 1982, 83, 84
Barb Hyde - 1985, 86, 87
Amy Livingston - 1988, 89, 90
Fatima Imara - 1995, 96, 97
Krista Warren - 2000, 01, 02, 03

40

Colette Beausoliel - 1982, 84
Mary Fontenette - 1986

41

Jane Elder - 1975
Wendy Timm - 1976
Sue Darling - 1979
Monique Paige - 1998

42

Julie Schulz - 1976, 77, 78, 79
Wendy Harding - 1981
Angie Dodds - 1985, 86, 87
Marte Alexander - 1995, 96, 97, 98

43

Lori Jorgensen - 1975, 76, 77, 78
Anne McFadden - 1979, 80, 81, 82
Heather Grout - 1983
Angie Dodds - 1984
Brenda Smith - 1985, 86

44

Bess Maxwell - 1975, 76
Nancy Dean - 1977
Sue Darling - 1980
Tonee Buntin - 1982
Carmen Ford - 1985, 86
Sarah Northway - 1994, 95
Danielle Adefeso - 2002, 03, 04

45

Laura Jo Husk - 1976
Lynn Engleman - 1977
Liz Newcomb - 1978
Elizabeth Pickney - 1999, 2000, 01, 02

50

LaKeisha Taylor - 1999, 2000, 01, 02
Shannon Hobson - 2004

51

Tannis Overturf - 1985
Michelle Mitchell - 1999, 2000, 01

52

Bonnie Dove - 1993, 94

53

Gail Gault - 1975
Jacque (Clark) Barrington - 1994, 95, 96, 97
Tatum Brown - 1999, 2000

54

Tammy Leikem - 1988
Amy Gamble - 1989

55

Laura Jo Husk - 1975

Boldface indicates current/active player.

Individual Honors

All-America

1991-92	Margo Clark	<i>Basketball Times</i> honorable mention
1992-93	Keisha Anderson	<i>Basketball Times</i> All-Freshman second team
1996-97	Adia Barnes	Associated Press honorable mention
	Adia Barnes	Kodak/WBCA honorable mention
	Lisa Griffith	<i>Women's Basketball News</i> All Freshman third team
1997-98	Adia Barnes	Associated Press third team
	Adia Barnes	WBCA/Kodak honorable mention
	Adia Barnes	USBWA first team
	Adia Barnes	<i>Women's Basketball Journal</i> second team
	Adia Barnes	<i>The Sporting News</i> honorable mention
2002-03	Shawntinice Polk	Associated Press honorable mention
	Shawntinice Polk	WBCA/Kodak honorable mention
	Shawntinice Polk	WomensCollegeHoops.com All-Freshman first team
	Shawntinice Polk	<i>Full Court Press</i> All-Newcomer first team

All-District/Region Team

1978-79	Jill Longanecker	National Scouting Association Region 7
1985-86	Miroslava Acosta	Kodak/WBCA District 7
1986-87	Dana Patterson	Kodak/WBCA District 7
1996-97	Adia Barnes	Kodak/WBCA District 8
1997-98	Adia Barnes	Kodak/WBCA District 8
2000-01	Reshea Bristol	Kodak/WBCA District 8
2002-03	Shawntinice Polk	Kodak/WBCA District 8

USA Young Women's National Team

2002-03	Shawntinice Polk
---------	------------------

United States Olympic Team West

1992-93	Keisha Anderson
	Jacinda Sweet

Women's National Invitation

Tournament Most Valuable Player

1995-96	Adia Barnes
---------	-------------

WNIT All-Tournament Team

1995-96	Adia Barnes
	Andrea Constand
	Brenda Pantoja

NCAA Assists Leader

1995-96	Brenda Pantoja
---------	----------------

Academic All-America Team

1985-86	Barbara Hyde
	Linley Brummel

Verizon Academic All-District 8

2002-03	Krista Warren	third team
---------	---------------	------------

All-Intermountain Conference

1976-77	Gail Davenport	honorable mention
---------	----------------	-------------------

All-Western Collegiate Athletic Assoc.

1979-80	Pam Roberts	honorable mention
1980-81	Pam Roberts	honorable mention
1981-82	Leslie Martin	honorable mention
1982-83	Leslie Martin	honorable mention
1984-85	Kirsten Smith	honorable mention

All-Pacific West

1985-86	Miroslava Acosta	first team
	Kirsten Smith	first team
	Yolanda Turner	honorable mention

NCAA Foundation Leadership Conference

1997-98	Monika Crank
---------	--------------

Pac-10 Conference All-Star Foreign Tour

1988-89	Melissa Handley	Hungary
1989-90	Brenda Frese	Germany
1990-91	Melissa Handley	Taiwan
1995-96	Adia Barnes	Japan

Pacific-10 Player of the Year

1997-98	Adia Barnes
---------	-------------

All-Pacific-10 Conference

1986-87	Dana Patterson	second team
	Miroslava Acosta	honorable mention
1987-88	Dana Patterson	first team
1988-89	Amy Gamble	first team
1991-92	Margo Clark	first team
1994-95	Adia Barnes	honorable mention
1995-96	Adia Barnes	first team
	Brenda Pantoja	first team
1996-97	Adia Barnes	first team
	Lisa Griffith	honorable mention
1997-98	Adia Barnes	first team
	Marte Alexander	honorable mention
	Monika Crank	honorable mention
	Lisa Griffith	honorable mention
	Felecity Willis	honorable mention
1998-99	Angela Lackey	first team
	Felecity Willis	first team
	Lisa Griffith	honorable mention
1999-2000	Tatum Brown	first team
	Felecity Willis	first team
	Reshea Bristol	honorable mention
	Lisa Griffith	honorable mention
	Angela Lackey	honorable mention
2000-01	Reshea Bristol	first team
	Elizabeth Pickney	first team
2001-02	Elizabeth Pickney	first team
2002-03	Shawntinice Polk	first team
	Dee-Dee Wheeler	first team

Pacific-10 All-Academic Team

1986-87	Yolanda Turner	second team
	Linley Brummel	honorable mention
	Barbara Hyde	honorable mention
1987-88	Timi Brown	second team
1989-90	Timi Brown	second team
1990-91	Timi Brown	honorable mention
1991-92	Megan Magee	honorable mention
1992-93	Jacinda Sweet	honorable mention
1993-94	Janelle Thompson	second team
1995-96	Marte Alexander	honorable mention
	DeAngela Minter	honorable mention
1996-97	Marte Alexander	second team
1997-98	Marte Alexander	first team
2000-01	Elizabeth Pickney	honorable mention
	Krista Warren	honorable mention
2001-02	Krista Warren	honorable mention
2002-03	Krista Warren	second team

Pacific-10 Freshman of the Year

1994-95	Adia Barnes
2001-02	Dee-Dee Wheeler
2002-03	Shawntinice Polk

Pacific-10 All-Freshman Team


1991-92	Jacinda Sweet	first team
1992-93	Keisha Anderson	first team
1994-95	Adia Barnes	first team
	Mikko Giordano	honorable mention
	DeAngela Minter	honorable mention
1996-97	Lisa Griffith	first team
1997-98	Reshea Bristol	first team
1998-99	Elizabeth Pickney	first team
1999-2000	Krista Warren	first team
2000-01	Veranda James	first team
2001-02	Dee-Dee Wheeler	first team
2002-03	Shawntinice Polk	first team
	Natalie Jones	honorable mention

Pacific-10 All-Tournament Team

2002-03	Shawntinice Polk
	Dee-Dee Wheeler
	Krista Warren



Krista Warren
(2000-03)



Janelle Thompson
(1991-94)

All-Time Honors / UA in the National Rankings

Pac-10 Players of the Week

Jan. 30, 1989 - Amy Gamble
Jan. 6, 1992 - Margo Clark
Mar. 15, 1993 - Shawn Coder
Dec. 13, 1993 - Shawn Coder
Dec. 12, 1994 - Adia Barnes
Jan. 9, 1995 - Adia Barnes
Jan. 2, 1996 - Adia Barnes
Feb. 19, 1996 - Adia Barnes
Feb. 3, 1997 - Monika Crank
Feb. 17, 1997 - Lisa Griffith
Jan. 5, 1998 - Adia Barnes
Jan. 19, 1998 - Adia Barnes
Feb. 23, 1998 - Adia Barnes
Dec. 20, 1998 - Angela Lackey
Jan. 25, 1999 - Reshea Bristol

Nov. 29, 1999 - Elizabeth Pickney
Dec. 6, 1999 - Tatum Brown
Jan. 17, 2000 - Lisa Griffith
Feb. 7, 2000 - Felicity Willis
Dec. 11, 2000 - Elizabeth Pickney
Jan. 1, 2001 - Reshea Bristol
Jan. 8, 2001 - Reshea Bristol
Feb. 5, 2001 - Elizabeth Pickney
Nov. 26, 2001 - Elizabeth Pickney
Dec. 2, 2002 - Shawntinice Polk
Dec. 23, 2002 - Shawntinice Polk
Jan. 20, 2003 - Dee-Dee Wheeler
Feb. 10, 2003 - Shawntinice Polk
Mar. 3, 2003 - Shawntinice Polk

Team Awards

Most Valuable Player

1996-97 Adia Barnes
1997-98 Adia Barnes
1998-99 Angela Lackey
Felcity Willis
1999-2000 *entire team*
2000-01 Reshea Bristol
2001-02 Elizabeth Pickney
2002-03 Shawntinice Polk
Dee-Dee Wheeler

Defensive Most Valuable Player

1995-96 DeAngela Minter
1996-97 DeAngela Minter
1997-98 DeAngela Minter
1998-99 Reshea Bristol
1999-2000 Reshea Bristol
2000-01 Reshea Bristol
2001-02 Dee-Dee Wheeler
2002-03 Shawntinice Polk

Most Improved Player

1995-96 Marte Alexander
1996-97 Monika Crank
1997-98 Marte Alexander
1998-99 LaKeisha Taylor
1999-2000 LaKeisha Taylor
2000-01 Candice Allen
2001-02 Danielle Adefeso
2002-03 Krista Warren

Freshman of the Year

1996-97 Lisa Griffith
1997-98 Reshea Bristol
1998-99 Elizabeth Pickney
1999-2000 Krista Warren
2000-01 Veranda James
2001-02 Dee-Dee Wheeler
2002-03 Shawntinice Polk

Hustle Award

1998-99 Felcity Willis
1999-2000 Felcity Willis
2000-01 Krista Warren
2001-02 Krista Warren
2002-03 Aimee Grzyb
Natalie Jones

Most Inspirational Player

1994-95 Jacinda Sweet
1995-96 Fatima Imara
1997-98 Felcity Willis
1999-2000 Tysell Bozeman
2000-01 Julie Brase
2002-03 Katrina Lindner

Comeback Player of the Year

1996-97 Amber Phoenix

Outstanding Senior

1986-87 Yolanda Turner

Rebounding Award

1996-97 Adia Barnes
1997-98 Adia Barnes
1998-99 Elizabeth Pickney
1999-2000 Tatum Brown
2000-01 Veranda James
2001-02 Krista Warren
2002-03 Shawntinice Polk

Free Throw Percentage Award

1996-97 Mikko Giordano
1997-98 DeAngela Minter
1998-99 Julie Brase
1999-2000 Julie Brase
2000-01 Aimee Grzyb
2001-02 Elizabeth Pickney
2002-03 Julie Brase

Assists Leader

1996-97 Lisa Griffith
1998-99 Felcity Willis
1999-2000 Felcity Willis
2000-01 Reshea Bristol
2001-02 Dee-Dee Wheeler
2002-03 Julie Brase

Golden "A" Award

1981-82 Leslie Martin

Arizona in the National Rankings

On Nov. 7, 1997, the Arizona women's basketball program received its first ever national ranking. The Cats were placed at No. 15 in the Associated Press preseason rankings. Four days later, the UA was also ranked 15th in the *USA Today*/ESPN Coaches Poll. From that point through the remainder of the season, the Wildcats were ranked in both polls, rising as high as No. 7 and never falling lower than that preseason No. 15.

The Wildcats tipped off the 1998-99 season ranked No. 21 in both preseason polls. They weren't able to break back into the national rankings after that, although they did receive votes in one or both polls nearly every week of the season.

The 1999-2000 season saw Arizona re-enter the polls. After being ranked No. 24 in the preseason AP poll and No. 24 in the preseason Coaches Poll, the Cats worked their way as high as No. 14 several times. The UA ended the year ranked No. 21 in the AP poll and No. 20 in the Coaches Poll.

During 2000-01, the Cats were merely receiving votes in both polls through the early part of the season. Then, after opening the year with a solid 12-2 mark, Arizona broke into the rankings at No. 22 in the AP poll and No. 24 in the Coaches Poll. The Wildcats rose as high as No. 19 in both polls and were ranked for eight straight weeks in the Coaches Poll. The UA fell out of the AP top 25 during the week of Feb. 12 and dropped out of the Coaches Poll in the Mar. 5 poll. Arizona ended the year by receiving votes in both polls.

The 2002-03 Wildcat squad was ranked in the AP poll for 15 of the last 16 weeks of regular season play and stood at No. 22 in the final regular-season poll. The Cats were ranked as high as No. 18 during the season, and the only time they dropped out was the week of Feb. 3, after their split at the Oregon schools the previous weekend. In the WBCA/ESPN/*USA Today* Coaches' Poll, Arizona was ranked for 15 straight weeks and didn't drop out until the final poll, where the Cats received 61 votes. Arizona's highest ranking in this poll was No. 18 in the Jan. 6 edition. The Cats held steady in the Coaches' Poll at No. 24 for three straight weeks from Feb. 17 through Mar. 3 before rising two spots to No. 22 heading into the NCAA Tournament.

1997-98 Weekly Rankings

	AP	USA Today
Preseason	No. 15	No. 15
Nov. 17, 1997	No. 14	<i>no poll</i>
Nov. 24, 1997	No. 12	No. 13
Dec. 1, 1997	No. 11	No. 12
Dec. 8, 1997	No. 8	No. 9
Dec. 15, 1997	No. 7	No. 7
Dec. 22, 1997	No. 11	No. 9
Dec. 29, 1997	No. 10	No. 8
Jan. 5, 1998	No. 10	No. 10
Jan. 12, 1998	No. 9	No. 10
Jan. 19, 1998	No. 7	No. 9
Jan. 27, 1998	No. 10	No. 11
Feb. 2, 1998	No. 8	No. 9
Feb. 9, 1998	tied No. 9	No. 11
Feb. 16, 1998	No. 8	No. 10
Feb. 23, 1998	No. 7	No. 8
Mar. 2, 1998	No. 9	No. 8
Mar. 9, 1998	No. 9	No. 8
April 1, 1998	<i>no poll</i>	No. 9

1999-2000 Weekly Rankings

	AP	USA Today
Preseason	No. 25	No. 24
Nov. 15, 1999	No. 25	<i>no poll</i>
Nov. 22, 1999	No. 24	No. 23
Nov. 29, 1999	No. 21	No. 23
Dec. 6, 1999	No. 19	No. 19
Dec. 13, 1999	No. 17	No. 16
Dec. 20, 1999	No. 14	No. 14
Dec. 27, 1999	No. 19	No. 15
Jan. 3, 2000	No. 18	No. 15
Jan. 10, 2000	No. 20	No. 18
Jan. 17, 2000	No. 16	No. 14
Jan. 24, 2000	No. 18	No. 15
Jan. 31, 2000	No. 19	No. 15
Feb. 7, 2000	No. 16	No. 14
Feb. 14, 2000	No. 15	No. 14
Feb. 21, 2000	No. 23	No. 19
Feb. 28, 2000	No. 20	No. 16
Mar. 6, 2000	No. 22	No. 20
Mar. 13, 2000	No. 21	No. 20
April 3, 2000	<i>no poll</i>	No. 20

2000-01 Weekly Rankings

	AP	USA Today
Preseason	15 votes	71 votes
Nov. 13, 2000	13 votes	<i>no poll</i>
Nov. 20, 2000	15 votes	44 votes
Nov. 27, 2000	2 votes	41 votes
Dec. 4, 2000	9 votes	48 votes
Dec. 11, 2000	11 votes	36 votes
Dec. 18, 2000	26 votes	42 votes
Jan. 1, 2001	40 votes	31 votes
Jan. 8, 2001	No. 22	No. 24
Jan. 15, 2001	No. 19	No. 23
Jan. 22, 2001	No. 23	No. 25
Jan. 29, 2001	12 votes	No. 23
Feb. 5, 2001	No. 22	No. 19
Feb. 12, 2001	10 votes	No. 23
Feb. 19, 2001	22 votes	No. 23
Feb. 26, 2001	1 vote	No. 25
Mar. 5, 2001	3 votes	19 votes
Mar. 12, 2001	3 votes	13 votes
April 3, 2001	<i>no poll</i>	14 votes

2002-03 Weekly Rankings

	AP	USA Today
Preseason	----	----
Nov. 11	<i>no poll</i>	----
Nov. 18	----	----
Nov. 25	11 votes	9 votes
Dec. 2	No. 21	71 votes
Dec. 9	No. 19	No. 24
Dec. 16	No. 23	No. 24
Dec. 23	No. 21	No. 21
Dec. 30	No. 20	No. 20
Jan. 6	No. 18	No. 18
Jan. 13	No. 22	No. 21
Jan. 20	No. 19	No. 19
Jan. 27	No. 24	No. 22
Feb. 3	56 votes	No. 25
Feb. 10	No. 24	No. 23
Feb. 17	No. 25	No. 24
Feb. 24	No. 24	No. 24
Mar. 3	No. 22	No. 24
Mar. 10	No. 21	No. 22
Mar. 17	No. 22	No. 22
April 9	<i>no poll</i>	61 votes

Coaching Honors

Pacific-West Coach of the Year

1985-86 - Wendy Larry

USA World University Games Women's Team

1992-93 - Joan Bonvicini

Pac-10 All-Star Foreign Tour

1995-96 - Japan
Joan Bonvicini
Traci Waites
Bill Broderick

Pacific-10 Coach of the Year

1997-98 - Joan Bonvicini

All-Time Coaching Records

Year	Coach	Overall				Conference			Place
		Won	Lost	Pct.		Won	Lost	Pct.	
1972-73	Lois Sheldahl	7	4	.636					
1973-74	Lois Sheldahl	11	4	.733					
Totals		18	8	.692					
1974-75	Nancy Trego	12	4	.750	Intermountain	9	2	.818	tied 2nd
1975-76	Nancy Trego	6	8	.429	Intermountain	6	7	.462	
1976-77	Nancy Trego	3	13	.188	Intermountain	3	11	.214	
1977-78	Nancy Trego	4	14	.222	Intermountain	3	10	.231	
Totals		25	39	.390		21	30	.412	
1978-79	Lori Woodman	6	18	.250	Intermountain	5	8	.385	tied 8th
1979-80	Lori Woodman	9	17	.346	Western Collegiate	1	11	.083	7th
Totals		15	35	.300		6	19	.240	
1980-81	Judy LeWinter	2	21	.087	Western Collegiate	1	11	.083	7th
1981-82	Judy LeWinter	10	21	.323	Western Collegiate	0	12	.000	7th
1982-83	Judy LeWinter	10	17	.370	Western Collegiate	2	12	.143	tied 7th
1983-84	Judy LeWinter	8	20	.267	Western Collegiate	1	13	.071	tied 7th
1984-85	Judy LeWinter	7	21	.250	Western Collegiate	1	13	.071	8th
Totals		37	100	.270		5	61	.076	
1985-86	Wendy Larry	19	9	.679	Pac-West	4	4	.500	tied 2nd
1986-87	Wendy Larry	11	18	.379	Pac-10	4	14	.222	tied 8th
Totals		30	27	.526		8	28	.222	
1987-88	June Olkowski	5	23	.179	Pac-10	2	16	.111	10th
1988-89	June Olkowski	11	71	.393	Pac-10	6	12	.333	tied 8th
1989-90	June Olkowski	12	17	.413	Pac-10	5	13	.277	tied 8th
1990-91	June Olkowski	6	25	.240	Pac-10	1	17	.059	10th
Totals		34	82	.293		14	58	.194	
1991-92	Joan Bonvicini	9	19	.321	Pac-10	3	15	.167	10th
1992-93	Joan Bonvicini	13	14	.481	Pac-10	7	11	.388	8th
1993-94	Joan Bonvicini	15	12	.556	Pac-10	8	10	.444	7th
1994-95	Joan Bonvicini	11	19	.366	Pac-10	6	12	.300	7th
1995-96	Joan Bonvicini	22	8	.733	Pac-10	10	8	.556	tied 3rd
1996-97	Joan Bonvicini	23	8	.742	Pac-10	12	6	.667	tied 4th
1997-98	Joan Bonvicini	23	7	.767	Pac-10	14	4	.778	tied 2nd
1998-99	Joan Bonvicini	18	11	.621	Pac-10	12	6	.667	4th
1999-2000	Joan Bonvicini	25	7	.781	Pac-10	13	5	.722	tied 2nd
2000-01	Joan Bonvicini	20	12	.625	Pac-10	9	9	.500	5th
2001-02	Joan Bonvicini	14	14	.500	Pac-10	10	8	.556	tied 6th
2002-03*	Joan Bonvicini	21	8	.724	Pac-10	12	4	.750	tied 2nd
Totals		214	139	.606		116	98	.542	

* Team records for 2002-03 were 22-9 overall and 13-5 Pac-10, but Bonvicini was not on the sidelines for two contests.

Nancy Trego
(1974-78)



Judy LeWinter
(1980-85)



Wendy Larry
(1985-87)



June Olkowski
(1987-91)



Joan Bonvicini
(1991-present)



Arizona in the Pac-10 Tournament



2003 Pac-10 Conference All-Tournament Team: Kelley Suminski (Stanford), Tournament Most Outstanding Player - Nicole Powell (Stanford), Krista Warren (Arizona), Dee-Dee Wheeler (Arizona), Shawntinice Polk (Arizona). Not pictured: Nikki Blue (UCLA). [photo courtesy of David Gonzales]



Arizona Results in the Pac-10 Tournament

2002 Pac-10 Tournament (Eugene, Oregon)

Mar. 2, 2002

#3 Arizona State 66, #6 Arizona 58

2003 Pac-10 Tournament Runners-up (San Jose, California)

Mar. 8, 2003

#3 Arizona 70, #6 Oregon State 56

Mar. 9 2003

#3 Arizona 74, #2 Washington 51

Mar. 10, 2003

#1 Stanford 59, #3 Arizona 49

Arizona Honors in the Pac-10 Tournament

2003 Pac-10 All-Tournament Team

Krista Warren, Dee-Dee Wheeler,
Shawntinice Polk

Arizona faced-off with Stanford in the championship game of the 2003 Pac-10 Tournament.

[photo courtesy of David Gonzales]



Many faithful Wildcat fans made the trek to San Jose, Calif., to cheer the Cats on to their runner-up finish at the 2003 Pac-10 Tournament.

[photo courtesy of David Gonzales]

Arizona Records in the Pac-10 Tournament

Team Records

Most Field Goals Made

Arizona: 30 vs. Washington (3/9/03)
Opponent: 22 by Stanford (3/10/03)

Most Field Goals Attempted

Arizona: 58 vs. Stanford (3/10/03)
Opponent: 63 by Arizona State (3/2/02)

Highest Field Goal Percentage

Arizona: .536 (30-56) vs. Washington (3/9/03)
Opponent: .478 (22-46) by Stanford (3/10/03)

Fewest Field Goals Made

Arizona: 19 vs. Arizona State (3/2/02)
Opponent: 19 by Arizona State (3/2/02)

Fewest Field Goals Attempted

Arizona: 50 vs. Oregon State (3/8/03)
Opponent: 46 by Stanford (3/10/03)

Lowest Field Goal Percentage

Arizona: .345 (20-58) vs. Stanford (3/10/03)
Opponent: .302 (19-63) by Arizona State (3/2/02)

Most Three-Point Field Goals Made

Arizona: 8 vs. Stanford (3/10/03)
Opponent: 9 by Washington (3/9/03)

Most Three-Point Field Goals Attempted

Arizona: 24 vs. Stanford (3/10/03)
Opponent: 25 by Washington (3/9/03)

Highest Three-Point Percentage

Arizona: .333 (8-24) vs. Stanford (3/10/03)
.333 (5-15) vs. Oregon State (3/8/03)
Opponent: .381 (8-21) by Stanford (3/10/03)

Fewest Three-Point Field Goals Made

Arizona: 1 vs. Arizona State (3/2/02)
Opponent: 1 by Arizona State (3/2/02)

Fewest Three-Point Field Goals Attempted

Arizona: 8 vs. Arizona State (3/2/02)
Opponent: 10 by Arizona State (3/2/02)

Lowest Three-Point Percentage

Arizona: .125 (1-8) vs. Arizona State (3/2/02)
Opponent: .100 (1-10) by Arizona State (3/2/02)

Most Free Throws Made

Arizona: 21 vs. Oregon State (3/8/03)
Opponent: 27 by Arizona State (3/2/02)

Most Free Throws Attempted

Arizona: 28 vs. Oregon State (3/8/03)
Opponent: 35 by Arizona State (3/2/02)

Highest Free Throw Percentage

Arizona: .750 (21-28) vs. Oregon State (3/8/03)
Opponent: .778 (7-9) by Stanford (3/10/03)

Fewest Free Throws Made

Arizona: 1 vs. Stanford (3/10/03)
Opponent: 2 by Washington (3/9/03)

Fewest Free Throws Attempted

Arizona: 4 vs. Stanford (3/10/03)
Opponent: 3 by Washington (3/9/03)

Lowest Free Throw Percentage

Arizona: .250 (1-4) vs. Stanford (3/10/03)
Opponent: .667 (2-3) by Washington (3/9/03)
.667 (10-15) by Oregon State (3/8/03)

Most Rebounds

Arizona: 39 vs. Washington (3/9/03)
Opponent: 46 by Arizona State (3/2/02)

Highest Rebounding Margin

Arizona: +5 (39-34) vs. Washington (3/9/03)
Opponent: +8 (46-38) by Arizona State (3/2/02)

Fewest Rebounds

Arizona: 32 vs. Stanford (3/10/03)
Opponent: 31 by Stanford (3/10/03)

Most Fouls

Arizona: 26 vs. Arizona State (3/2/02)
Opponent: 22 by Oregon State (3/8/03)

Fewest Fouls

Arizona: 10 vs. Washington (3/9/03)
Opponent: 14 by Stanford (3/10/03)

Most Assists

Arizona: 19 vs. Washington (3/9/03)
Opponent: 16 by Stanford (3/10/03)
16 by Washington (3/9/03)

Fewest Assists

Arizona: 6 vs. Arizona State (3/2/02)
Opponent: 10 by Arizona State (3/2/02)

Most Turnovers

Arizona: 17 vs. Stanford (3/10/03)
17 vs. Washington (3/9/03)
Opponent: 22 by Washington (3/9/03)

Fewest Turnovers

Arizona: 14 vs. Oregon State (3/8/03)
Opponent: 9 by Arizona State (3/2/02)

Most Blocked Shots

Arizona: 3 vs. Washington (3/9/03)
3 vs. Arizona State (3/2/02)
Opponent: 3 by Stanford (3/10/03)

Fewest Blocked Shots

Arizona: 2 vs. Stanford (3/10/03)
2 vs. Oregon State (3/8/03)
Opponent: 0 by Washington (3/9/03)
0 by Arizona State (3/2/02)

Most Steals

Arizona: 14 vs. Washington (3/9/03)
Opponent: 10 by Stanford (3/10/03)

Fewest Steals

Arizona: 7 vs. Arizona State (3/2/02)
Opponent: 6 by Oregon State (3/8/03)

Most First Half Points

Arizona: 36 vs. Oregon State (3/8/03)
36 vs. Arizona State (3/2/02)
Opponent: 35 by Stanford (3/10/03)

Most Second Half Points

Arizona: 43 vs. Washington (3/9/03)
Opponent: 40 by Arizona State (3/2/02)

Fewest First Half Points

Arizona: 24 vs. Stanford (3/10/03)
Opponent: 19 by Washington (3/9/03)

Fewest Second Half Points

Arizona: 22 vs. Arizona State (3/2/02)
Opponent: 24 by Stanford (3/10/03)

Most Total Points

Arizona: 74 vs. Washington (3/9/03)
Opponent: 66 by Arizona State (3/2/02)

Fewest Total Points

Arizona: 49 vs. Stanford (3/10/03)
Opponent: 51 by Washington (3/9/03)

Largest Margin of Victory

Arizona: +23 (74-51) vs. Washington (3/9/03)
Opponent: +10 (59-49) vs. Stanford (3/10/03)

Individual Records

Most Field Goals Made

Arizona: 10 by Shawntinice Polk vs. Washington (3/9/03)
Opponent: 7 by Nicole Powell, Stanford (3/10/03)
7 by Melody Johnson, Arizona St. (3/2/02)

Most Field Goals Attempted

Arizona: 16 by Dee-Dee Wheeler vs. Stanford (3/10/03)
Opponent: 17 by Cian Carvalho, Arizona St. (3/2/02)

Highest Field Goal Percentage

(minimum 5 FG made)
Arizona: .889 (8-9) by Krista Warren vs. Oregon State (3/8/03)
Opponent: .714 (5-7) by Emily Autrey, Washington (3/9/03)

Most Three-Point Field Goals Made

Arizona: 3 by Dee-Dee Wheeler vs. Stanford (3/10/03)
Opponent: 4 by Andrea Lalum, Washington (3/9/03)

Most Three-Point Field Goals Attempted

Arizona: 8 by Dee-Dee Wheeler vs. Stanford (3/10/03)
Opponent: 9 by Loree Payne, Washington (3/9/03)

Highest Three-Point Field Goal Percentage

(minimum two 3FG made)
Arizona: .667 (2-3) by Aimee Grzyb vs. Oregon St. (3/8/03)
Opponent: .800 (4-5) by Andrea Lalum, Washington (3/9/03)

Most Free Throws Made

Arizona: 7 by Shawntinice Polk vs. Oregon State (3/8/03)
7 by Dee-Dee Wheeler vs. Oregon State (3/8/03)
Opponent: 8 by Amanda Levens, Arizona St. (3/2/02)

Most Free Throws Attempted

Arizona: 10 by Shawntinice Polk vs. Oregon State (3/8/03)
Opponent: 10 by Amanda Levens, Arizona St. (3/2/02)

Highest Free Throw Percentage

(minimum 7 FT made)
Arizona: 1.000 (7-7) by Dee-Dee Wheeler vs. Oregon State (3/8/03)
Opponent: .875 (7-8) by Cian Carvalho, Arizona State (3/2/02)

Most Rebounds

Arizona: 13 by Shawntinice Polk vs. Oregon State (3/8/03)
Opponent: 11 by Carrie Buckner, Arizona St. (3/2/02)

Most Assists

Arizona: 7 by Julie Brase vs. Washington (3/9/03)
Opponent: 9 by Giuliana Mendiola, Washington (3/9/03)

Most Turnovers

Arizona: 4, four times, last by Dee-Dee Wheeler vs. Stanford (3/10/03)
Opponent: 7 by Giuliana Mendiola, Washington (3/9/03)

Most Blocked Shots

Arizona: 2 by Shawntinice Polk vs. Washington (3/9/03)
Opponent: 2 by Nicole Powell, Stanford (3/2/02)

Most Steals

Arizona: 4 by Shawntinice Polk vs. Oregon State (3/8/03)
4 by Dee-Dee Wheeler vs. Oregon State (3/8/03)
Opponent: 5 by Nicole Powell, Stanford (3/2/02)

Most Minutes Played

Arizona: 38 by Aimee Grzyb vs. Arizona St. (3/2/02)

Arizona Double-Doubles in the Pac-10 Tournament


1 – Shawntinice Polk
15 pts., 13 reb. vs. Oregon State (3/8/03)



Arizona Postseason History




1996 Women's National Invitation Tournament - Champion



1997 NCAA Tournament - Second Round



1998 NCAA Tournament - Sweet Sixteen



1999 NCAA Tournament - Second Round

The Arizona women's basketball team has seen postseason action in seven of the last eight years, including four NCAA tournament berths and two appearances in the Women's National Invitation Tournament (WNIT). The Wildcats have a 9-6 all-time record in postseason playing, with a 5-5 mark in NCAA tournament action and a 4-1 record in WNIT games.

Since the program's inception in 1973, Arizona women's basketball had never made a postseason appearance of any kind until 1996, when the Wildcats earned a spot in the WNIT. The following year, Arizona made its first NCAA tournament and had a streak of four consecutive NCAA tourney appearances until the 2001 season. The UA was seeded into a different region during each of its first four years in the NCAA tournament.

Arizona made its first-ever postseason appearance in 1996 by sweeping through three games in Amarillo, Texas, to take the title at the 1996 Women's National Invitation Tournament. The Wildcats defeated Western Kentucky, Arkansas and Northwestern to give themselves a perfect 3-0 record in their first postseason play.

In 1997, Arizona received its inaugural NCAA bid, earning a No. 7 seed in the West Region. The Wildcats made their NCAA debut in style, pounding 25th-ranked Western Kentucky, 76-54, on Mar. 14, in Athens, Ga. In their second-round game, the Cats put a serious scare into sixth-ranked Georgia before finally being edged by the Bulldogs, 80-74, on Mar. 16.

The 1998 season marked only the second-ever NCAA tournament appearance for the Arizona women's basketball team, and the first time ever that the Wildcats made a Sweet Sixteen appearance.

For the first time in school history, women's NCAA tournament games were hosted in the McKale Center between Mar. 13-15, 1998. The third-seeded Wildcats opened tournament play with a 75-63 win over No. 14 Santa Clara on Mar. 13. Two nights later, the Cats notched a resounding 94-77 victory over sixth-seeded tournament veteran Virginia to advance to the Sweet Sixteen for the first time.

The Wildcats traveled to Dayton, Ohio, for the NCAA East Regional. Arizona faced third-ranked Connecticut and, after a hard-fought contest, fell to the Huskies, 57-74.

Arizona earned its third straight NCAA tournament berth in 1999, receiving a No. 6 seed in the Midwest Region and travelling to Piscataway, N.J., for its subregional games. The Cats had a barn-burner in the first-round game on Mar. 12, scraping out an 87-84 win over 11th-seeded Florida in overtime. The young, inexperienced Wildcats weren't prepared for the power of host and No. 3 seed Rutgers, and they fell, 90-47, in the second round on Mar. 14.

The 2000 season saw the Wildcats earn their fourth NCAA berth. Arizona was placed as a No. 8 seed in the Mideast Region and was sent on the road to Knoxville, Tenn. In the first

Arizona Postseason History

round on Mar. 18, the Cats took on No. 9 seed Kent and earned a 73-61 victory to advance to the second round of play for the fourth straight year. On Mar. 20, the Cats came up against No. 1 seed and 2nd-ranked host team Tennessee in the second round but were defeated by the Lady Vols, 75-60. Tennessee went on to become the national runner-up.

In 2001, the Cats earned a berth in the Women's National Invitation Tournament. They were selected as a host team for a first-round game versus Pepperdine on Mar. 15. Arizona won that contest and advanced to a second-round game in Albuquerque, N.M., where the Wildcats dropped a 75-62 decision to host team New Mexico. New Mexico was eventually the WNIT runner-up.

Last season, Arizona made it back into the NCAA Tournament for the first time since the 1999-2000 season. The Wildcats were given a No. 6 seed in the East Region and were sent to Manhattan, Kan., to take on No. 11 seed Notre Dame in the first round of the tournament on Mar. 23. The Wildcats were never able to get their offense going, and they fell to the Irish, 59-47. Notre Dame went on to defeat host and No. 3 seed Kansas State in the second round and advanced to the Sweet Sixteen.

Arizona Postseason Results

2003 NCAA Tournament

East Subregional (Manhattan, Kan.)

Mar. 23, 2003 Notre Dame 59, Arizona 47

2001 Women's National Invitation Tournament

Mar. 15, 2001 at Arizona 85, Pepperdine 65

Mar. 17, 2001 at New Mexico 75, Arizona 62

2000 NCAA Tournament

Midwest Subregional (Knoxville, Tenn.)

Mar. 18, 2000 Arizona 73, Kent 61

Mar. 20, 2000 at Tennessee 75, Arizona 60

1999 NCAA Tournament

Midwest Subregional (Piscataway, N.J.)

Mar. 12, 1999 Arizona 87, Florida 84 OT

Mar. 14, 1999 at Rutgers 90, Arizona 47

1998 NCAA Tournament

East Subregional (Tucson, Ariz.)

Mar. 13, 1998 at Arizona 75, Santa Clara 63

Mar. 15, 1998 at Arizona 94, Virginia 77

East Regional (Dayton, Ohio)

Mar. 21, 1998 Connecticut 74, Arizona 57

1997 NCAA Tournament

West Subregional (Athens, Ga.)

Mar. 14, 1997 Arizona 76, We. Kentucky 72

Mar. 16, 1997 at Georgia 80, Arizona 72

1996 Women's National Invitation Tournament

Amarillo, Texas

Mar. 21, 1996 Arizona 80, We. Kentucky 72

Mar. 22, 1996 Arizona 80, Arkansas 77


Mar. 23, 1996 Arizona 79, Northwestern 63



2000 NCAA Tournament - Second Round



2001 Women's National Invitation Tournament - Second Round



2003 NCAA Tournament - First Round

Arizona Postseason Records & Roster

Team Records

Most Points

Arizona: 94 vs. Virginia, 3/15/98
Opponent: 90 by Rutgers, 3/14/99

Victory Margin

+20 vs. Pepperdine (85-65), 3/15/01

Defeat Margin

-43 at Rutgers (47-90), 3/14/99

Field Goals Made

Arizona: 33 vs. Florida, 3/12/99
Opponent: 30, three times; last by Rutgers, 3/14/99

Field Goals Attempted

Arizona: 73, twice, last vs. Notre Dame, 3/23/03
Opponent: 85 by Florida, 3/12/99

Field Goal Percentage

(minimum 50 attempts)

Arizona: 58.8% (30-51) vs. Western Kentucky, 3/21/96
Opponent: 57.7% (30-52) by Rutgers, 3/14/99

Three-Point Field Goals

Arizona: 10 vs. Virginia, 3/15/98
Opponent: 10 by Pepperdine, 3/15/01

Three-Point Field Goals Attempted

Arizona: 25 vs. Notre Dame, 3/23/03
Opponent: 27 by Pepperdine, 3/15/01

Three-Point Field Goal Percentage

(minimum 10 attempts)

Arizona: 62.5% (10-16) vs. Virginia, 3/15/98
Opponent: 75.0% (9-12) by Rutgers, 3/14/99

Free Throws Made

Arizona: 30 vs. Pepperdine, 3/15/01
Opponent: 25 by New Mexico, 3/17/01

Free Throws Attempted

Arizona: 44 vs. Pepperdine, 3/15/01
Opponent: 35 by New Mexico, 3/17/01

Free Throw Percentage

(minimum 20 attempts)

Arizona: 86.4% (19-22) vs. Florida, 3/12/99
Opponent: 95.5% (21-22) by Rutgers, 3/14/99

Rebounds

Arizona: 52 vs. Notre Dame, 3/23/03
Opponent: 59 by Florida, 3/12/99

Personal Fouls

Arizona: 24, twice, last at Tennessee, 3/20/00
Opponent: 31 by Pepperdine, 3/15/01

Assists

Arizona: 25 vs. Northwestern, 3/23/96
Opponent: 21 by Pepperdine, 3/15/01

Turnovers

Arizona: 30 at Georgia, 3/16/97
Opponent: 26, twice, last by Santa Clara, 3/13/98

Individual Records

Most Points

Arizona: 30, Adia Barnes vs. Virginia, 3/15/98
Opponent: 29, Lisa Hosac, Virginia, 3/15/98

Field Goals Made

Arizona: 11, twice, last by Adia Barnes vs. Virginia, 3/15/98
Opponent: 11, Kimberly Wilson, Arkansas, 3/22/96

Field Goals Attempted

Arizona: 22, Angela Lackey vs. Florida, 3/12/99
Opponent: 26, Tonya Washington, Florida, 3/12/99

Field Goal Percentage

(minimum 10 attempts)

Arizona: 78.6% (11-14), twice, last by Adia Barnes vs. Virginia, 3/15/98
Opponent: 71.4% (10-14), Julie Studer, Kent, 3/18/00

Three-Point Field Goals Made

Arizona: 6, Lisa Griffith vs. Connecticut, 3/21/98
Opponent: 5, twice, last by Michele Ratay, Northwestern, 3/23/96

Three-Point Field Goals Attempted

Arizona: 10, twice, last by Dee-Dee Wheeler vs. Notre Dame, 3/23/03
Opponent: 12, Kimberly Wilson, Arkansas, 3/22/96

Three-Point Field Goal Percentage

(minimum 5 attempts)

Arizona: 83.3% (5-6), Lisa Griffith vs. Western Kentucky, 3/21/96
Opponent: 66.7% (4-6), twice, last by Shawnetta Stewart, Rutgers, 3/14/99

Free Throws Made

Arizona: 9, twice, last by Angela Lackey vs. Florida, 3/12/99
Opponent: 9, Lisa Hosac, Virginia, 3/15/98

Free Throws Attempted

Arizona: 15, Veranda James vs. Pepperdine, 3/15/01
Opponent: 11, Megan Chawansky, Northwestern, 3/23/96

Free Throw Percentage

(minimum 9 attempts)

Arizona: 1.000% (9-9), Angela Lackey vs. Florida, 3/12/99
Opponent: 90.0% (9-10), Lisa Hosac, Virginia, 3/15/98

Rebounds

Arizona: 16, Shawntinice Polk vs. Notre Dame, 3/23/03
Opponent: 17, Christina Braden, Northwestern, 3/23/96

Assists

Arizona: 13, Brenda Pantoja vs. Northwestern, 3/23/96
Opponent: 9 by Brandi McCain, Florida, 3/12/99

Turnovers

Arizona: 11, Reshea Bristol at Rutgers, 3/14/99
Opponent: 11, Lisa Sacco, Santa Clara, 3/13/98



Julie Brase
(1999-2003)

Arizona Postseason Roster

The following is a roster of the Arizona women's basketball players with postseason experience, including the years of competition...

Adefeso, Danielle - 2003

Alexander, Marte - 1996, 1997, 1998

Allen, Candice - 2001

Barnes, Adia - 1996, 1997, 1998

Barrington, Jacque - 1996, 1997

Bozeman, Tysell - 2000

Brase, Julie - 1999, 2000, 2003

Bristol, Reshea - 1998, 1999, 2000, 2001

Brown, Tatum - 2000

Chesney, Jenn - 2001

Constand, Andrea - 1996

Crank, Monika - 1996, 1997, 1998, 2000

Giordano, Mikko - 1996, 1997, 1998

Griffith, Lisa - 1997, 1998, 1999, 2000

Grzyb, Aimee - 2001, 2003

Hambrick, Shontey - 1996, 1997, 1998

Imara, Fatima - 1996, 1997

James, Veranda - 2001

Jones, Natalie - 2003

Lackey, Angela - 1999, 2000

Minter, DeAngela - 1996, 1997, 1998

Mitchell, Michelle - 1999, 2000, 2001

Pantoja, Brenda - 1996

Peterson, Phakisha - 2003

Phoenix, Amber - 1997

Polk, Shawntinice - 2003

Pickney, Elizabeth - 1999, 2000, 2001

Sanford, CoCoo - 2003

Sturdivant, Jamie - 2000

Taylor, LaKeisha - 1999, 2000, 2001

Walker, Cha-Ron - 1997

Warren, Krista - 2000, 2003

Wheeler, Dee-Dee - 2003

Willis, Felecity - 1997, 1998, 1999, 2000

Boldface indicates current/active players.

Players must actually see action in a postseason game to be listed.

The History of Arizona Women's Basketball

1912

UA women requested an intercollegiate basketball team, however their request was denied because "outside games" were forbidden for women.

1914

The UA's first commitment toward sports for women was established when the period from 4:30-6 p.m. was set aside each day for active intramural participation.

1919

The Women's Athletic Association formed on campus. Activities included hiking, hockey and swimming.

1920

Ina E. Gittings became Arizona's Director of Physical Education for Women and began immediate, multiple improvements of the UA's women's athletics program.

1921

The first two "inter-class" basketball games were played, with the junior class winning. This is the first mention of women's basketball ever being played at the UA.

1922

"Inter-organizational" basketball was played. Teams were made up of sorority and dormitory women.

1923

The Women's Athletic Association petitioned to be allowed to compete against other colleges.

January 1923

The first "varsity" basketball team at the UA began practices.

Feb. 16, 1923

The first varsity basketball team met the Tempe Normal (Arizona State) team in the UA's Herring Hall for the school's first-ever intercollegiate basketball competition. Arizona lost, 30-11.

1924

Ina Gittings acted as State Chairman of the Women's National Basketball Association, although the UA did not field a team that year.

1926

Women's basketball was revived by sports-leader Virginia Mets as an inter-organization sport.

1927-32

Basketball was played only as an inter-organization sport, with the highlight each year being the inter-organization tournament.

1932

Intercollegiate competition was scheduled to be played with Arizona State, however the series was abolished before completion.

1933-71

While basketball was primarily an intramural sport during these years, a "varsity" team did occasionally emerge for competitions with Arizona State.

Feb. 18, 1933

Arizona women met and defeated Arizona State teams in three sports - golf, archery and basketball.

1937

Women's basketball began playing in the new Women's Building. The UA played two contests against Arizona State, losing both.

1958

The Women's Athletic Association became the Women's Recreation Association, a program that would stand on campus until 1974.

1971

The Association of Intercollegiate Athletics for Women (AIAW) became the first national organization to conduct women's championships. The UA women's athletic program joined that year as a charter member.

1972

Women's basketball was officially named an intercollegiate sport at the UA.

1972-73

The first full recorded women's basketball season was played. The "Lady Cats" went 6-4 for the year and competed in the Intermountain Conference tournament.

1974

Women's Physical Education/WRA merged with men's athletics to form the Department of Physical Education and Athletics. Mary Pavlich was chosen the first women's athletic director.

Jan. 19, 1974

The Arizona Board of Regents approved athletic scholarships for women.

1975

The first partial women's athletic scholarship was awarded. Women's basketball was awarded true varsity status as a team. The team posted an outstanding 12-4 overall record and went 9-2 in Intermountain Conference play.

1976-77

Sophomore forward Gail Davenport earned honorable mention All-Intermountain Conference honors.

Jan. 8, 1977

Arizona women's basketball faced its first nationally ranked foe, #7 UCLA, suffering a 98-56 defeat.

1977-78

The first full women's athletic scholarships were awarded. Women became eligible for varsity athletic awards equal to the men's.

1978-79

Only a freshman, forward Jill Longanecker was named to the National Scouting Association Region 7 Team. She averaged 11.3 points and a team-leading 6.7 rebounds per game for a Wildcat squad that went 6-18.

1979

Arizona and Arizona State women's sports joined five southern California schools to form the Western Collegiate Athletic Association.

1979-80

Women's basketball earned a 1-11 mark in its first season of WCAA competition. Sophomore guard Pam Roberts received honorable mention All-WCAA laurels.

1980-81

Junior guard Pam Roberts earned honorable mention All-WCAA honors for the second straight year.

Fall 1981

Physical Education and Athletics separated, and the Department of Intercollegiate Athletics was formed.

1981-82

The AIAW was absorbed by the National Collegiate Athletic Association (NCAA). The NCAA championship structure for women's athletics began. After a 10-21 season, junior forward Leslie Martin received honorable mention All-WCAA honors.

1982-83

For the second straight season, senior forward Leslie Martin was named honorable mention All-WCAA.

1984-85

Junior guard Kirsten Smith was named honorable mention All-WCAA.

1985

Wendy Larry was hired as women's basketball coach. She coached at the UA for only two seasons before moving on to become one of the nation's most prominent coaches with the Old Dominion program.

The History of Arizona Women's Basketball



**Tannis
Overturf
(1982-85)**



**Shawn
Coder
(1991-94)**

1985-86

Arizona joined the Pacific-West Conference. Women's basketball went 4-4 in league play, and head coach Wendy Larry was chosen Pac-West Coach of the Year. The team was 19-9 overall, the first winning record in 11 years. Junior guard Miroslava Acosta earned Kodak/WBCA All-District 7 honors after averaging a team-leading 17.9 points per game. Acosta and senior guard Kirsten Smith were named first team All-Pac-West, while junior guard Yolanda Turner was an honorable mention All-Pac-West selection. Sophomores Linley Brummell and Barbara Hyde were named Academic All-Americans.

1986-87

The Pacific-West Conference became the Pacific-10 Conference. Women's basketball was 4-14 in conference play that first year. Junior center Dana Patterson was named to the Kodak/WBCA All-District 7 team after posting averages of 16.0 points and 9.6 rebounds per game. Patterson was a second team All-Pac-10 choice, and senior guard Miroslava Acosta earned honorable mention All-Pac-10 laurels.

Dec. 31, 1986

Arizona lost its Pac-10 debut game, 68-55, at Oregon State.

1987-88

June Olkowski was hired as the sixth head coach of the Arizona women's basketball program. Arizona went 5-23 overall and 2-16 in Pac-10 play that season. Senior center Dana Patterson was an All-Pac-10 selection.

Dec. 11, 1988

The Lady Cats garnered their first win ever over a nationally ranked team. Arizona defeated Colorado, ranked 20th in the Associated Press poll, 75-69 in Tucson.

Jan. 30, 1989

Senior forward Amy Gamble became the Lady Cats' first Pac-10 Player of the Week. She was Arizona's only All-Pac-10 selection at the end of the season.

April 5, 1991

Joan Bonvicini, who had built Long Beach State into a national powerhouse during the 1980s, was named the seventh head coach of the Arizona women's basketball program. Her mission - revive a program that had had only one winning season in the previous 16 years.

1991-92

The Wildcats earned 9-19 overall and 3-15 Pac-10 records in Bonvicini's first season at the helm of the program. Sophomore center Margo Clark ran off team-best averages of 17.4 points and 8.4 rebounds per game, earning honorable mention All-America honors from Basketball Times magazine. She was also the team's only All-Pac-10 selection for the year.

1992-93

Arizona continued to improve, registering 13-14 overall and 7-11 Pac-10 marks. Freshman guard Keisha Anderson led the team in scoring (11.5 ppg) and was a Basketball Times Freshman All-American.

1993-94

The UA garnered its first winning season in eight years, as it went 15-12 overall and 8-10 in Pac-10 play.

1994-95

Playing a brutal schedule that featured 12 games against nationally ranked opponents, the freshman-dominated '95 team still earned an 11-19 overall mark and went 6-12 in conference action. Rookie forward Adia Barnes led the UA in both scoring (15.5 ppg) and rebounding (7.8 rpg) and was named the Pac-10 Freshman of the Year.

Jan. 4, 1996

A 102-66 home victory over California gave the Wildcats a school-record 10-0 start to the '96 season.

Mar. 10, 1996

Despite "on-the-bubble" status, the Cats were passed over for a much-coveted NCAA tournament bid. They were, however, selected to the National Women's Invitational Tournament field, marking the first postseason berth ever for Arizona women's basketball.

Mar. 23, 1996

With a 79-63 victory over Northwestern, the Wildcats wrapped up the '96 season with a 22-8 record, the best in the history of the program, and claimed the postseason NWIT title. Sophomore forward Adia Barnes was the NWIT Most Valuable Player, and she and seniors Andrea Constand and Brenda Pantoja were all named to the NWIT All-Tournament Team. Barnes and Pantoja were All-Pac-10 choices as well, while Pantoja finished her season as the national assists leader.

Jan. 23, 1997

As only a junior, forward Adia Barnes became the UA women's basketball all-time leading scorer.

Mar. 9, 1997

Picked as a No. 7 seed in the West Region, the Wildcats earned the first NCAA tournament bid in school history.

Mar. 14-16, 1997

Playing in its first-ever NCAA tournament, Arizona defeated tourney vet Western Kentucky, 76-54, to advance to the second round of play. The Cats then nearly knocked off host and No. 2 seed Georgia (80-74) in the second game. The Wildcats ended the '97 season with 23-8 overall and 12-6 Pac-10 records. Adia Barnes was named to the All-Pac-

The History of Arizona Women's Basketball

10 team, and freshman guard Lisa Griffith was an honorable mention All-Pac-10 selection after setting new conference single-season records in three-point shooting.

Nov. 7, 1997

For the first time in school history, the Wildcats were ranked nationally in the Associated Press Top 25, coming in at No. 15 in the AP Preseason poll.

Jan. 12, 1998

The Cats used a buzzer-beater shot to defeat 11th-ranked Stanford, 91-90, for the first time in 12 years, ending a 22-game losing skid to the Cardinal.

Feb. 5, 1998

Senior forward Adia Barnes became the first Arizona women's basketball player to surpass the 2,000-point mark in career scoring.

Mar. 13-15, 1998

Another school history first was accomplished when the Wildcat women hosted NCAA first- and second-round games at the McKale Center. The home court proved to be an advantage for the Cats, who downed both Santa Clara (75-63) and 17th-ranked Virginia (94-77) to advance to the Sweet Sixteen for the first time in the program's history.

Mar. 21, 1998

The Wildcats fell in a hard-fought contest to third-ranked Connecticut, 74-57, during the UA's first-ever Sweet Sixteen appearance in Dayton, Ohio. The Cats ended the '98 season with a 23-7 overall record and a No. 9 ranking. The team set or tied 34 school records, and senior forward Adia Barnes ended her illustrious career by being named the first-ever UA women's basketball Associated Press All-American. Barnes also by far surpassed previous career records in both scoring and rebounding, ending her career with 2,237 points and 921 rebounds. She was the Pac-10 Player of the Year and was one of only three Arizona basketball players, male or female, ever to top the 2,000-point plateau in career scoring. Head coach Joan Bonvicini was chosen Pac-10 Coach of the Year for the first time in her career.

1998-99

Despite graduating a significant number of players from the record-setting 1998 season, the 1999 Wildcats still pulled out an 18-11 overall mark and went 12-6 in the Pac-10. They made their third straight appearance in the second round of the NCAA tournament and set 13 new school records. Junior forward Angela Lackey and junior guard Felecity Willis were both named to the All-Pac-10 team, and Lisa Griffith was an honorable mention All-Pac-10 choice.

1999-2000

The Wildcats ushered in the new millennium in style, garnering a 25-7 record for the season and going 13-5 in Pac-10 play. The team earned its fourth straight NCAA tournament berth, advancing to the second round only to fall to eventual national runner-up Tennessee (75-60). During regular season play, Arizona registered the first road sweeps of both the Washington and the Bay Area schools in the program's history. The Cats were ranked in the Top 25 all season long, finishing the year at No. 21. Seniors Tatum Brown and Felecity Willis were All-Pac-10 selections, while three other Cats - Reshea Bristol, Lisa Griffith and Angela Lackey - were named honorable mention All-Pac-10.

2000-01


In spite of a variety of distractions and mishaps and the prevailing inexperience of the 2000-01 team, the Wildcats finished the year with a 20-12 overall record, their fifth 20-win season in six years. They were 9-9 in Pac-10 play and finished in fifth place, their lowest finish since 1995. For the first time since 1996, Arizona failed to earn an NCAA tournament berth, but it did receive a Women's National Invitation Tournament slot. The Wildcats downed Pepperdine (85-65) in the first round but fell in the second round at New Mexico (75-62). Senior guard Reshea Bristol and junior forward Elizabeth Pickney earned the first All-Pac-10 honors of their careers, while freshman forward Veranda James was chosen to the Pac-10 All-Freshman Team. Pickney and sophomore wing Krista Warren received honorable mention Academic All-Pac-10 laurels.

2001-02

Decimated for the second straight year by injuries, the 2001-02 Wildcats were down to 10 players before the season even started. They struggled to a 14-14 overall record and earned a 10-8 Pac-10 mark, tying for sixth in the conference standings. The Cats earned a No. 6 seed in the first-ever Pac-10 Women's Basketball Tournament but were knocked off in the first round by rival Arizona State. Rookie guard Dee-Dee Wheeler was named the Pac-10 Freshman of the Year, and senior forward Elizabeth Pickney earned first team All-Pac-10 honors for the second year in a row. Junior wing Krista Warren was an honorable mention Academic All-Pac-10 selection for the second straight year as well.

Mar. 3, 2003

Freshman phenom Shawntinice Polk was named the Pac-10 Women's Basketball Player of the Week for Feb. 24-Mar. 2. She was the first freshman in the history of the conference to be named Player of the Week four times in the same season. That was also the first time ever that Arizona had five Pac-10 Players of the Week in the same season.



Adrianne Stowers
(1985-87)

2002-03

Arizona burst back onto the national scene in 2002-03, racking up a solid 22-9 mark and earning the most victories for any team in three years. The Wildcats were 13-5 in Pac-10 play and finished in a tie for second place with Washington, equaling Arizona's best-ever finish in the league standings. The Cats received a No. 3 seed in the second annual Pac-10 Tournament and ran over Oregon State and Washington before falling by a narrow margin to powerhouse Stanford in the championship game. Arizona earned an at-large bid in the 2003 NCAA Tournament, making the Big Dance for the first time since the 1999-2000 season. With just four juniors and seniors, the young and inexperienced Wildcat team lost in the first round of the tournament to a veteran Notre Dame club. Freshman Shawntinice Polk was named both an Associated Press and a Kodak/WBCA honorable mention All-American and was the 2003 Pac-10 Freshman of the Year, marking the second straight season that Arizona featured the league's top rookie. Polk and sophomore guard Dee-Dee Wheeler were named first team All-Pac-10, while Polk also received Pac-10 All-Freshman Team laurels. Fellow rookie Natalie Jones was an honorable mention Pac-10 All-Freshman Team selection. For the third time in the last six seasons, head coach Joan Bonvicini was named a finalist for the Naismith College Coach of the Year Award.

Wildcats in the Pros



Adia Barnes (1995-98)

2003 - WNBA Seattle Storm
16 GP, 16 GS, 5.5 PPG, 4.1 RPG, 1.4 SPG
(tore ACL in early July and missed remainder of season)


2002 - WNBA Seattle Storm
26 GP, 17 GS, 3.5 PPG, 3.9 RPG, 1.2 SPG

2000-01 - WNBA Cleveland Rockers
(waived in July 2001)

1999-2000 - WNBA Minnesota Lynx
(traded in 2000)

1998 - WNBA Draft
4th round, 32nd overall by Sacramento Monarchs
(waived in 1998)

Portugal
France
Israel



Marte Alexander
(1995-98)

2001 - WNBA Charlotte Sting
(waived in May 2001)
2000 - WNBA Draft
3rd round, 47th overall by Los Angeles Sparks
(waived in May 2000)
Italy



Andrea Constand
(1993-96)

Italy



DeAngela Minter
(1995-98)

1998 - WNBA Detroit Shock
(waived in 1998)



Tatum Brown
(1999-2000)

2003 - WNBA Washington Mystics
(waived in May 2003)
2002 - WNBA Cleveland Rockers
(waived in May 2002)
Germany, Israel



Bonnie Dove
(1993-94)

2001 - WNBA Cleveland Rockers
(waived in May 2001)
1997 - WNBA Cleveland Rockers
(waived in 1997)
Greece, Israel, Portugal




Elizabeth Pickney
(1999-2002)

2003 - WNBA Phoenix Mercury
(waived in May 2003)
2002 - WNBA Draft
4th round, 60th overall by Sacramento Monarchs
(waived in May 2002)



Reshea Bristol
(1998-2001)

2001 - WNBA Draft
4th round, 50th overall by Charlotte Sting
(waived in July 2001)
Russia
Greece




Mikko Giordano
(1995-98)

Italy



LaKeisha Taylor
(1999-2002)

2002 - WNBA Draft
4th round, 49th overall by Indiana Fever
(waived in May 2002)



Margo Clark
(1991-93)

1997 - WNBA Sacramento Monarchs
(waived in 1997)



Angela Lackey
(1999-2000)

2002 - WNBA Charlotte Sting
(waived in May 2002)
Denmark
Israel



Felecity Willis
(1997-2000)

2003 - WNBA Washington Mystics
(waived in May 2003)
2002 - WNBL Chicago Blaze
2001 - WNBA Charlotte Sting
(waived in May 2001)
2000 - WNBA Los Angeles Sparks
(waived in 2000)
Puerto Rico

The Arizona Experience



Wildcat World Travelers

Over the years, Arizona women's basketball players have had the opportunity to visit not only many states within the U.S., but also to travel to different countries abroad. The Wildcats have played in 28 different states, including 74 cities ranging from Philadelphia to El Paso to Honolulu. They have visited four different countries outside of the U.S. -- Australia, France, Puerto Rico and, most recently, Italy.

**Destinations for
2003-04**



Travel Cities in the United States

Arizona

Flagstaff
Phoenix (Tempe) #

California

Berkeley #
Fullerton
Irvine
Long Beach
Los Angeles #
Malibu
Palo Alto (Stanford) #
Pomona
San Diego
San Francisco
San Jose #
San Luis Obispo
Santa Barbara #
Stockton

Colorado

Boulder
Fort Collins
Greeley

Florida

Miami

Georgia

Athens
Atlanta
Macon

Hawai'i

Honolulu #

Illinois

DeKalb
Evanston
Normal
Peoria

Indiana

Indianapolis
South Bend

Iowa

Ames
Des Moines

Kansas

Lawrence

Kentucky

Bowling Green
Louisville

Louisiana

Baton Rouge # *
Ruston

Massachusetts

Boston

Nebraska

Lincoln

Nevada

Las Vegas

New Jersey

Piscataway

New Mexico

Albuquerque #
Las Cruces
Portales
Silver City

Ohio

Columbus
Dayton
Kent

Oregon

Corvallis #
Eugene #
Portland

Pennsylvania

Philadelphia

Rhode Island

Providence

Tennessee

Chattanooga
Knoxville
Nashville

Texas

Amarillo
Austin
Canyon
College Station
El Paso
Houston
Lubbock
Nacogdoches
San Marcos

Utah

Logan
Ogden
Provo
Salt Lake City

Virginia

Charlottesville
Norfolk

Washington

Pullman #
Seattle #

Wisconsin

Madison

Wyoming

Laramie

International Travel Cities

Australia

Brisbane (1997)
Cairns (1997)
Canberra (1997)
Gold Coast (1997)
Sydney (1997)
Townsville (1997)

France

Paris (1993)
Strasbourg (1993)
Saverne (1993)
Valenciennes (1993)

Italy

Alessandria (2001)
Ancona (1993)
Anzano del Parco (1993)
Chieti (2001)
Como (1993, 2001)
Florence (2001)
La Spezia (2001)
Lido di Jesolo (2001)
Lucca (2001)
Milan (1993, 2001)
Palestrina (2001)
Rome (2001)
San Bonifacio (2001)
Sussafrutta (1993)
Venice (1993, 2001)
Verona (2001)

Puerto Rico

San Juan (2000)

Indicates trips scheduled for 2003-04 season

* Indicates first-time trip in 2003-04



France and Italy, 1993

Left: Taking a breather in front of the Eiffel Tower in Paris.

Above: Then-assistant coach Clemette Haskins, Jacinda "Jiji" Sweet, then-assistant coach Denise Dove, Stacie Tave and Shawn Coder hang with the pigeons in Venice's Piazza San Marcos.



Australia, 1997

Upper Left: Whitewater rafting on the Tully River in northern Australia.

Lower Left: Lisa Griffith, Adia Barnes and manager Katherine Thrasher scuba diving with a guide at the Great Barrier Reef.

Above: Posing across the harbor from the Sydney Opera House.




Wildcat World Travelers - The Scrapbook



Hawai'i, 1999

Left: Even the tallest Wildcat is dwarfed by the enormous anchor at the U.S.S. Arizona Memorial in Honolulu.

Below: An early morning walk-through on Waikiki Beach, with Diamondhead in the background.



Italy, 2001

Above: Riding the ferry to Venice.

Right: Krista Warren and Julie Brase visit the famous Leaning Tower of Pisa.

Far Right, Upper: In front of the Colosseum in Rome.

Far Right, Lower: Coach Bonvicini gets "double-teamed" in Rome.



Even in its infancy, the Pacific-10 Conference played a significant role in the development of women's basketball. On April 4, 1896, California and Stanford squared off at the Page Street Armory in San Francisco in the first women's intercollegiate game in the nation. And two weeks later, the University of Washington hosted Ellensburg State in Seattle.

While progress slowed through much of the first half of the century, women's basketball pioneer Carol Eckman changed the game's history by engineering the first official women's tournament in 1969. In 1972, the tournament expanded into the Association for Intercollegiate Athletics for Women (IAIW). At that point, women's basketball was off and running.

In 1978, just six seasons after the advent of the IAIW, UCLA was the first Pac-10 squad to represent the Conference with a national title. The Bruins accomplished the feat at Pauley Pavilion on the UCLA campus in front of an IAIW record crowd of 9,351. However, UCLA was not the last Pac-10 team to win a national crown.

The 1981-82 season marked the first year that women's basketball began competing for NCAA championships, implementing a 32-game field which, with the increasing popularity of the sport, first expanded to 48 teams and now has grown to 64 teams.

League play in the Pac-10 began in 1986-87, combining the NorPac Conference (California, Oregon, Oregon State, Washington and Washington State) with the Western Collegiate Athletic Association (Arizona, Arizona State, Stanford, UCLA and USC).


The Pacific-10 Conference quickly established a reputation as one of the strongest women's basketball leagues in the nation, with solid teams across the board. The Pac-10 sent at least four teams to the NCAA Tournament nine times in the decade of the '90s, and every Conference member made a trip to the Big Dance in the '90s. In the new millennium, the story has proved much the same. Six different Pac-10 teams have advanced to the NCAA Championship in the last five seasons.

Stanford head coach Tara VanDerveer took the Pacific-10 Conference to new heights by winning a pair of NCAA titles in the '90s. National Player of the Year Jennifer Azzi led the Cardinal to its first title in 1990, while Val Whiting guided the Cardinal to its second national championship in 1992. All told, Stanford made six trips to the Final Four in a seven-year span

of the '90s.

Since the beginnings of the IAIW, the Pac-10's most significant contribution to the success and development of women's basketball has been its legendary players.

Names like Meyers, Cheryl Miller, Cherie Nelson, Denise Curry, the McGee Sisters, Jennifer Azzi, Sonja Henning, Whiting, Natalie Williams, Lisa Leslie, Kate Starbird, Tina Thompson and Jamila Wideman are just a few of the Pac-10 stars who have written a chapter in women's basketball at both the national and Conference level.



The first of this elite group to bring the women's game into the national spotlight was Meyers, the first four-time All-American. Meyers led the UCLA Bruins to the 1978 IAIW Championship under the direction of first-year head coach Billie Moore. Curry, also a member of the '78 title team, earned All-America honors three times and still stands as UCLA's all-time leading scorer, male or female. After 16 seasons, Moore ended her stint as Bruin mentor with a 423-182 career coaching record, with 296 of her victories coming at UCLA.

Miller led USC to consecutive titles in 1983 and 1984 and rewrote the Southern California record books. A four-time All-American, Miller won the Naismith Award three times, an amazing feat considering the honor is the equivalent of college football's Heisman Trophy. Miller was also voted to the "1980s NCAA Team of the Decade" as voted by a panel of media and coaches.

In 1999, Kodak named its Silver Anniversary Team, honoring the top 10 Division I players of all-time, and Meyers

and Miller were two of the athletes honored.

Only 15 women have ever been inducted into the Naismith Memorial Hall of Fame, in Springfield, Mo., and four of those outstanding individuals hail from the Pac-10: Meyers (1993), Miller (1995), Curry (1997) and Moore (1999). The Women's Basketball Hall of Fame, in Nashville, Tenn., announced its inaugural class of 25 inductees in 1998, honoring legends from the 107-year history of the women's game. Moore, Meyers, Curry and Miller were inducted in 1998, while VanDerveer and former USC and California Coach Marianne Stanley joined the ranks in 2002.

On the national level, women's basketball has made tremendous strides in both popularity and attendance. The 1996 Olympic Team, which won the gold medal, featured former Pac-10 stars Azzi, Leslie and Katy Steding and was coached by five-time Pac-10 Coach of the Year VanDerveer. The 2000 Olympic Team featured four Pac-10 alums: squad members Leslie and Williams and alternates Azzi and Thompson.

Many outstanding Pac-10 women's basketball players have gone on to success at the professional level, as 16 former Pac-10 stars are currently playing or coaching in the WNBA. Headlining that prestigious list of athletes is Leslie, a four-time All-WNBA First Team honoree and the 2002 WNBA Finals MVP. Leslie became the first WNBA player to amass 3,000 career points and recorded the first dunk in league history during the 2002 season. She guided the Los Angeles Sparks to back-to-back league titles in 2001 and 2002. Fellow USC alums Thompson and retired WNBA star Cynthia Cooper helped guide the Houston Comets to four straight WNBA titles in 1997-2000. Leslie and Thompson are two of just five women who have played in all four WNBA All-Star Games.

The newest chapter in Pac-10 women's basketball history was written in 2002, when the Conference added a postseason tournament to the mix. The inaugural State Farm Pac-10 Women's Basketball Tournament was held Mar. 1-4, 2002, at storied McArthur Court on the University of Oregon campus. The Arizona State Sun Devils defeated the Stanford Cardinal in the championship game, capturing the Conference's first tournament trophy. Beginning in 2003, the tournament moved to the Northern California Bay Area and its current home, HP Pavilion at San Jose.

Tucson, Arizona

Located in the heart of southern Arizona, Tucson is a city of stunning contrast and diversity. From the broad desert valley of world-famous saguaro cacti to 9,000-foot mountain forests of pine trees and snow, the city stands at a crossroads geographically and culturally.

A population of more than 750,000 sprawls along a valley floor of some 20 miles between mountain ranges to the east and west and is nestled against the backdrop of the Santa Catalina range to the north. On any day of the 360 days of sunshine per year, the Santa Rita Mountains can be seen some 65 miles to the south between Arizona and Mexico.

When the temperatures rise in the desert, it's just a 40-minute drive to the top of Mt. Lemmon, the southernmost ski resort in the United States. It is possible in the late winter months to spend the morning on one of the numerous golf courses in town before heading up the mountain for some late-afternoon skiing. Outdoor activities are highlighted by Sabino Canyon, which showcases the beauty of the desert with river-guided trails leading into the mountains.

The Sonoran Desert provides a unique setting not to be found anywhere else in the world. Far from the Saharan sand dunes that most first-time visitors expect, the



desert boasts a wide range of wildlife and vegetation. An afternoon drive through the Saguaro National Monument with its world-famous display of saguaro cacti encapsulates the unique beauty of the area. It also leads to the Sonoran Desert Museum, with its rich collection of desert wildlife, and Old Tucson Studios, the filming site for many famous old Westerns. For fans of the real Old West, though, Tombstone is a simple two-hour drive from town.

In addition to its natural attractions, Tucson features a wide range of cultural experiences. From the first Native American inhabitants to the earliest Spanish settlers to the current winter "snowbirds," each group of people has left its mark on Tucson. Native American, Mexican and American Southwest influences are prevalent throughout the city. The Mission of San Xavier del Bac, located on the outskirts of town, is one of the original missions built by the Spanish missionaries, and the artist colonies of Tubac and Bisbee are within a few hours drive.

Continuously settled for more than 12,000 years, Tucson has grown from a small Native American village into one of the "Mega-Trend" cities of the 21st century. It is the premier astronomy and optics center of the world, an important health services center and home to a renowned research institution in the University of Arizona.

Tucson is a thriving metropolis that continues to grow by thousands of residents each month, but it has held fast to its small-town ambience. Locals gather at historic Fourth Avenue for nighttime entertainment and shopping, and the University holds the center of the city's attention with its athletics and cultural activities.

For those in search of a big-city atmosphere, Phoenix is a two-hour drive to the north and is home to NBA, WNBA, NFL, NHL and Major League Baseball franchises. Further to the north lie in-state geographical attractions like the Grand Canyon and Lakes Powell and Mead, and Las Vegas is only a seven-hour road trip away. There may not be much water in the desert, but when the summer temperatures rise, Tucson is just a half-day's drive from the beaches of the Pacific Ocean and the Gulf of California.

The nights are always cooler in the desert after a splendid sunset or a mid-afternoon dousing from a summer monsoon. That's when Tucson's small-town attitude and big-city potential reveal themselves in the nighttime entertainment. From cultural events at the UA's Centennial Hall or the Temple of Music and Art, to the hot spots on Fourth Avenue and downtown, there is something to engage almost any interest.

The melding of the city's diverse influences makes Tucson a prime choice both as a vacation spot and as a home. With a population that includes college students, retirees and families of all backgrounds, Tucson does have something for everyone.



**Sabino
Canyon**



**Mount
Lemmon**

Born on 40 acres of land donated by a saloon-keeper and two gamblers, and funded by a \$25,000 consolation prize in Tucson's competition for the Territorial capital, the University of Arizona rose from the dusty floor of the desert in true Wild West fashion. Nobody wanted it, and fewer believed it would last. Fortunately, they were wrong, and the bet laid down by E.B. Gifford, Ben C. Parker and W.S. "Billy" Read on Nov. 27, 1886, has paid off into one of the finest research institutions in the world.

When the first 32 students hitched their cow ponies to posts near the only building on campus in 1891, they began a tradition that has now entered its third century. The hitching posts may be gone, but "Old Main" remains as witness to the University's growth into a 355-acre Research I institution with 185 buildings, more than 35,000 students, and a faculty and staff of 12,000. The UA is the largest employer in Pima County and the fourth-largest in Arizona with a payroll of half a billion dollars.

It's hard to believe that in the early days there were more students in the preparatory department finishing the equivalent of high school than there were University students. The number of University graduates never reached more than 10 per year until a decade of rapid expansion beginning in 1910, which saw the Territory become a state and the small outpost in the Sonoran Desert grow into a true educational institution.

Today, the University of Arizona is one of the top 20 research universities in the nation and has played a part in groundbreaking projects ranging from the



exploration of Mars to the development of new cancer treatments. UA's observational, theoretical and space astronomy programs are ranked No. 1 in the country by the National Science Foundation (NSF) and recent U.S. News and World Report rankings placed 17 of the school's graduate programs among the top 20 in the nation. In addition, the Nobel Prize, three Pulitzer Prizes and a National Medal of Science have been bestowed upon Arizona educators.

Not to be forgotten, the University's undergraduate programs continue to flourish. The NSF considers Arizona to be one of the 10 universities that best integrates teaching and research for undergraduates. The NASA-funded space grant program pays undergraduates to work in laboratories alongside faculty, and the Undergraduate Biology Research Program includes 43 departments, involves 200 faculty sponsors and funds more than 100 undergraduate researchers each summer.

UA's top-notch programs develop top-name graduates who have continued on to success in their respective fields. The UA boasts a laundry list of graduates who have significantly impacted society. From the late U.S. Congressman Morris K. Udall to Joan Ganz Cooney, founder of the Children's Television Workshop, to Emmy Award winning actor/comedian Garry Shandling, UA graduates have made their mark on the world. Other notable ex-Wildcats include Native American artist Fritz Scholder, the late astronaut Richard Scobee, Arizona Supreme Court Justice Stanley G. Feldman and August Busch III, the CEO of Anheuser-Busch, Inc.


The UA also plays host to the world, with students representing all 50 states and

130 countries. Nearly a quarter of the student body consists of under-represented racial and ethnic groups, and the campus is located in one of the most diverse locations in the country, with the influence of Native American and Mexican cultures evident throughout the Tucson community.

The University of Arizona enters its third century of service with a continued commitment to providing support to its undergraduate population. Recently completed and current construction projects are testaments to the fact that the UA is putting its money where its mouth is. The Integrated Learning Center, located underneath the grass Mall in the middle of campus, provides a home base for freshmen, with classrooms and offices for easier access to faculty and staff.

In addition, the new Student Union, completed in 2003, contains the ambience of the Southwest with shaded terraces and open-air walkways, while providing services such as the bookstore and restaurants that serve the UA community. The Eddie Lynch Athletics Pavilion, which includes a strength training center, medical services center, and the Jim Click Hall of Champions -- a museum to showcase Arizona Athletics Heritage and Tradition -- was completed in 2002. A new SALT (Strategic Alternative Learning Techniques) Center is also under construction to enhance aid to students with learning disabilities.

This commitment to excellence ensures that the University of Arizona will continue to grow from its auspicious beginnings as a single-building outpost in the desert into a world-renowned center for knowledge and research well into the next century.





Jim Livengood - Director of Athletics

The University of Arizona athletics department continues to thrive in capable hands as the program pursues success in its 106th year in 2003-04.

Jim Livengood became UA's eighth athletics director in January 1994. Behind Livengood's strong leadership, remarkable developments have occurred throughout the program in the

past nine years, both from a competitive and administrative standpoint. The successful "Campaign Arizona for the Student-Athlete" made possible ICA's considerable facility improvements, highlighted by the fall 2002 dedication of the Eddie Lynch Athletics Pavilion with its strength and conditioning and medical services centers. The 2002-03 school year also marked the addition of individual women's team locker rooms, a new academics complex and student-athlete computer lab. During Livengood's tenure, UA has maintained its top-10 competitive record with overall national rankings by the Sears Directors' Cup of sixth in 1993-94; fourth in 1994-95; seventh in 1995-96; sixth in 1996-97; sixth in 1997-98; ninth in 1998-99; eighth in 1999-2000; fifth in 2000-2001; ninth in 2001-2002; and 16th in 2002-03.

He is active on the national and regional level. Livengood chaired the NCAA Division I Men's Basketball Committee during the 2002-03 season after serving on the committee since 1999. He is a member of the NCAA Fellows (Pilot) Program to mentor new athletic directors, and he served on the NCAA Peer Review team from 1994-99. This year, Livengood chairs the Pac-10 Athletic Directors Revenue Sharing Committee, and he serves as a member of the Pac-10 Bowl Committee, Pac-10 Men's Basketball Tournament Subcommittee, and as Pac-10 AD's Liaison to Men's Basketball Coaches. In 2002-03, he was Pac-10 Vice-President, a member of the Rose Bowl Management Committee in addition to serving on the Pac-10 Revenue Sharing Subcommittee, the Men's Basketball Tournament Subcommittee, and the Pac-10 AD's Liaison to Men's Basketball Coaches.

Livengood is among national leaders in gender equity issues,

continuing these efforts through his service to the Pac-10 Gender Equity Committee (1997-98) as well as his continued diligent work to keep the Arizona Athletics program in a leadership role in gender issues.

On the national scene, Livengood is a member of the Executive Committee of the National Association of Collegiate Directors of Athletics (NACDA) after serving as NACDA President in 1998-99, and he continues to serve as a member of NACDA's Finance-Management Committee and its Strategic and Long Range Planning Committee. He was president of the Division I-A Athletics Directors Association in 1998 and remains actively involved with that association's Executive Committee. Livengood was recognized in the spring of 1999 as the NACDA Division I-A Athletic Director of the Year.

Born in Quincy, Wash., Livengood earned honorable mention all-state honors in basketball at Quincy High School. He attended Washington State, Everett (Wash.) Community College and Brigham Young University, earning a bachelor's degree in physical education from BYU in 1968. He completed his fifth-year education requirement for teaching certification at Central Washington in 1972.

Washington State hired Livengood as its Cage Camp director in 1980-81 and promoted him to assistant athletics director in charge of Cage Camp and high school relations in 1981-82. He was associate athletics director responsible for development and public relations in 1982-85. Livengood became director of athletics at Southern Illinois University in 1985-87, where he oversaw a 20-sport Saluki program in the Missouri Valley Conference and the Gateway Conference. He served as President of the Gateway Conference in 1986-87. Washington State rehired him as athletics director on September 1, 1987.

Livengood and his wife, Linda, have two grown children. Both graduated from the University of Arizona. Michelle graduated from the College of Law in May 2000, and Jeremy graduated in December 1999.



Kathleen "Rocky" LaRose - Sr. Assoc. Athletics Director

Kathleen "Rocky" LaRose begins her 25th year at the University of Arizona, her 10th year as Senior Associate Director of Athletics and her 15th year as the Senior Woman Administrator. Currently, LaRose oversees the operations of all 19 sports at the UA, being the first woman in her capacity to have day-to-day operational responsibilities over Division I-A football and

men's basketball programs.

As the Senior Associate Athletics Director, LaRose also oversees the compliance unit, heritage and the Hall of Champions, public relations and special events, media relations and C.A.T.S. student-athlete services. She also chairs the department's Equity and Title IX committees; and she directs the NCAA certification process.

LaRose joined the Arizona staff in 1979 as the UA softball coach and worked from 1980 until 1989 in various capacities including coordinator of athletic special events and special projects, and as assistant athletics director for fund development. LaRose is a past Vice President of the Pac-10 Conference and is a current member of the Pac-10 Council, which governs and regu-

lates all Pac-10 policies. On the national level, she was a member of the NCAA Management Council (the legislative body of the NCAA) as the Pac-10 representative for four years and was appointed Management Council liaison to the NCAA Student-Athlete Advisory Board. She also has chaired various Pac-10 committees.

In 1990, LaRose developed the Commitment for Athletes' Total Success (C.A.T.S.), an educational approach used by student-athlete services to better the student-athlete academically, athletically and personally.

Raised in Phoenix, Ariz., LaRose received both her bachelor's and master's degrees from The University of Arizona. While in attendance, she competed on the UA softball team as a starting infielder and clean-up hitter, leading the Cats to their first-ever conference championship title in 1979. She competed in the 1979 World Cup Softball championship as a member of the USA National Championship team. She also was a member of the Arete Society (UA's Athletics Honorary) and was the 1978 UA Homecoming Queen.

LaRose is married to Michael Proctor, the University's Director of Corporate Relations.



Yearly Records and Attendance in McKale Center

Year	W	L	Pct.	Total Att.	Avg. Att.
1977	1	5	.167	n/a	n/a
1978	4	5	.444	n/a	n/a
1979	2	6	.250	n/a	n/a
1980	3	9	.250	n/a	n/a
1981	0	11	.000	3,700	336
1982	4	8	.333	2,600	217
1983	4	7	.364	n/a	n/a
1984	6	7	.462	2,850	219
1985	4	8	.333	2,758	230
1986	9	3	.750	5,725	477
1987	6	6	.500	5,759	480
1988	4	8	.333	4,499	375
1989	9	5	.643	4,977	356
1990	9	6	.600	10,070	671
1991	2	12	.143	7,660	547
1992	6	8	.429	19,328	1,380
1993	9	7	.563	27,364	1,710
1994	8	6	.571	23,129	1,652
1995	8	7	.533	21,262	1,417
1996	13	3	.813	28,334	1,771
1997	11	3	.786	23,524	1,680
1998	14	1	.933	36,378	2,425
1999	11	3	.786	34,012	2,429
2000	12	3	.800	38,333	2,556
2001	15	2	.882	38,181	2,246
2002	9	6	.600	32,491	2,166
2003	13	1	.929	40,137	2,867
Totals	196	156	.557		

McKale Memorial Center, the home of Wildcat basketball, is just one of the showcase athletic facilities on the campus and is one of the finest arenas in the country.

McKale Center opened in February of 1973 with a seating capacity of 13,658, and capacity fluctuated from 14,341 after seats were added in the mid-70s to a 1984 installation of chair-back seating that reduced capacity to 13,316. Elimination of all bleacher seating dropped the level to 13,124 in 1986; additional seats added throughout the 1990s pushed the capacity to its current figure of 14,545.

The facility is named in memory of the late J.F. "Pop" McKale, who was UA athletic director and coach from 1914 to 1957. McKale died in 1967 at the age of 79.

Before McKale Center was completed, the home court of the Wildcats for nearly half a century was Bear Down Gym, which opened as University Gymnasium in 1927 but took its eventual name from the legendary words of John "Button" Salmon, who asked J.F. McKale to "Tell them... Tell the team to bear down," from his deathbed after a 1926 auto accident fatally injured the football quarterback.

The women's basketball team split playing time between Bear Down Gym and the Women's Gym in the Women's

P.E. Building, which is now known as the Gittings Building. The building was re-named in honor of Ina Gittings, who was the driving force behind the formation of women's physical education and athletics on campus from 1921 through 1951.

Construction on McKale Center was under way in the fall of 1970, and the first varsity event was held Feb. 1, 1973, as the Arizona men's basketball team defeated WAC rival Wyoming, 87-69. The official dedication program took place Nov. 30, 1973, when the men whipped Illinois, 101-80.

The women's basketball team began play in McKale Center on Dec. 11, 1976, with a 92-62 loss to New Mexico State. The Wildcat women went on to log a 1-5 record on their home court that year. Since that time, the Arizona women have notched a 196-156 overall record in McKale, including an 98-22 tally over the last seven seasons combined and a school-record 14-1 home court mark in 1998.

In recent years, facelifts put sophisticated computerized message boards spanning the upper deck on both sides of the court and installed padded press row and officials' tables complete with computer-driven scoreboards. The 1992 season brought a new electronic age to McKale with four huge video replay screens in each upper corner.

McKale Memorial Center

A project finished early in the summer of 1998 was the complete replacement of the 22,000 square-foot main floor. The old floor, which had been in place for 15 years, was replaced by a "fixed floating" system - with the floor actually "floating" on channels raised up from the solid concrete subsurface. This \$350,000 undertaking was accomplished with assistance of Shamrock Contracting, which marketed memorabilia produced from the old McKale floor.

The most recent addition to McKale Center was a new center-hung scoreboard/video board, which was installed in August of 2001. The video element of the system provides fans with a clarity far superior to most other LED video displays now operating in other arenas. In addition, the old applause meters, which were hung on the upper concourse east and west sides of McKale, were replaced with 40-foot LED displays.

Other recent renovations to the 30-year-old McKale Center have included the addition of the Eddie Lynch Athletics Pavilion in 2002, and the on-going renovation of all the building's locker rooms.

McKale has been the scene of several major national sporting events such as the men's basketball NCAA West Regionals in March 1974 and in March 1980, the NCAA Wrestling Championships in March 1976, and NCAA first- and second-round men's basketball action in 1979, 1987, 1989, 1991, 1993, 1997 and 2000. In 1998, the Wildcat women played host to NCAA first- and second-round women's basketball tournament games for the first time in school history.

The facility, which cost some \$8.1 million to build in 1970-72, is 428 feet long, 339 feet wide and 77 feet from the floor to the parapet. McKale Center houses the entire off-field operation of the University's athletic department. The three levels in McKale include equipment rooms, a training and rehabilitation center, locker rooms, storage areas, ticket operations, academic services, computer lab facilities and administrative offices.

Top-20 Crowds for Arizona Women's Basketball in McKale Center

	Att.	Contest/Result	Date
1.	5,272	Oregon 75, Arizona 71	3/4/00
2.	5,096	Arizona 70, Georgia 49	11/30/02
3.	4,693	Arizona 94, Virginia 77 *	3/15/98
4.	4,453	Arizona State 70, Arizona 67 OT	2/24/01
5.	4,123	Stanford 90, Arizona 65	3/6/97
6.	4,111	Arizona State 73, Arizona 72	1/23/93
7.	4,094	Arizona State 84, Arizona 82	2/14/92
8.	4,050	Arizona 72, Arizona State 52	2/22/03
9.	3,850	Arizona 75, Santa Clara 63 *	3/13/98
10.	3,710	Stanford 77, Arizona 55	1/6/96
11.	3,510	Arizona 84, Oregon 68	2/2/02
12.	3,507	Arizona 77, USC 61	2/18/01
13.	3,440	UCLA 84, Arizona 77	1/2/99
14.	3,335	Arizona 72, Notre Dame 70	11/24/01
15.	3,310	Arizona 84, Washington 58	2/4/99
16.	3,210	Arizona 79, Arizona State 71	1/7/95
17.	3,130	Arizona 84, UCLA 73	3/7/98
18.	3,108	Arizona 81, Kansas 73	12/29/00
19.	3,103	Arizona 88, Washington 72	1/13/01
20.	3,092	Arizona 91, Oregon State 60	1/23/99

* NCAA Tournament game



McKale Center Locker Room Complex



The Cats' New Locker Room

One of many recent renovations to the 30-year-old McKale Center, the entire women's locker room complex received a complete overhaul during the summer and fall of 2002.

A project that amounted to approximately \$1.3 million, the renovation added 7,500 square feet to the existing women's locker room area. With the

addition, each sport program now has its own separate locker area, while softball, women's basketball, volleyball and track and field each have their own private lounge and shower areas.

In the main locker room, there are two shared lounge spaces, one with a big-screen television and new furniture and the other set up to serve as a study area. Women's basketball, volleyball and softball each have a television in their lounge spaces, with women's



basketball and volleyball gaining in-house audio systems throughout their locker and lounge areas.

There is a new shared putting/hitting/kicking cage space in the main locker room which can be used by both men's and women's golf, softball and soccer.

A feature unique to the women's basketball locker room is the "Graduation Wall". This is a section of the women's basketball locker room interior wall, just inside the entrance, which is dedicated to all the Wildcat players who earn their degrees from the University of Arizona. Once a player has earned her degree, she has the privilege of signing the wall, leaving for future Wildcats a permanent reminder of all the hard work she did off the court.

Eddie Lynch Athletics Pavilion

Years of planning came to fruition in late spring 2002 with the completion of the UA's new Eddie Lynch Athletics Pavilion on the north end of McKale Center.

A three-level modern edifice, the expansion project gives Arizona athletics a showpiece for its heritage on the upper levels, and lower-level facilities for strength training, conditioning and treatment that are unmatched in a collegiate setting.

The Kasser Family Sports Medicine Center occupies 5,300 usable square feet of space on one end of the lower level, including the Alex and Elisabeth Kasser Aqua Rehab Facility which features an underwater treadmill and other hydro-therapy equipment. The facility has stations for taping and treatment, examination rooms and offices for UA physicians, staff offices and reception area, and an X-ray examination room.

A spacious area with 32 different treadmill, stair and cycle machines for cardio workouts sits adjacent to the medical training room and the Bill Estes Jr. Family Strength and Conditioning Center, the eye-opening area for Wildcat athletes to perform weight work.



The strength and conditioning center covers more than 19,000 usable square feet and has 50 yards of three-lane synthetic turf track, a 10 by 20-yard sand pit two feet deep, 17 multi-purpose racks, 22 full body circuit machines, four complete sets of dumbbells and more than 10 tons of weights in customized "Arizona" logo and bumper plates. Nearly half a million dollars was invested in the new customized equipment that will help train Wildcat student-athletes. The space can accommodate nearly the entire football team in various workouts.

Legacy Lane leads from the curbside walks at the campus Mall to the Eddie Lynch Athletics Plaza a level above the strength center. The lane project allows

former student-athletes, supporters and friends to own a bit of history with a custom-inscribed walkway tile, many in memoriam, and others noting cherished moments in UA sports history.

The legacy tiles cover the plaza terrace, an outdoor multi-purpose area on game days, and lead visitors to the doors of the Jim Click Hall of Champions, where Arizona's Sports Hall of Fame and rotating exhibits will showcase the heritage and tradition of Wildcat athletics in nearly 10,000 usable square feet of space.

Marble terrazzo flooring, glass walls and soaring bright ceilings make the Hall of Champions a vibrant area. Above, via twin glass, steel and marble stairways, the George Rountree Mezzanine features maple basketball flooring and is used for news conferences, receptions, convocations and other special events above the exhibits.

The Eddie Lynch Athletics Pavilion's construction tied in with existing McKale Center ramps and walks, and access for events held in the arena is accommodated just off the tiled terrace or through the center doors of the Click Hall of Champions.



Arizona Athletics C.A.T.S. Program

“A Program of Excellence”

Introduction

The University of Arizona Department of Intercollegiate Athletics is committed to the academic, physical and personal development of each and every Wildcat student-athlete. To assist in that endeavor, the Department of Intercollegiate Athletics (ICA) has developed a philosophical approach called C.A.T.S. (Commitment to an Athlete's Total Success). C.A.T.S. consists of four programs: Academics, Personal Development, Strength and Conditioning and Medical Services. These programs provide a philosophical framework for ICA and staff to use in the task of assisting in the personal, physical and emotional growth and in the educational development of the student-athlete.

Mission

- To provide a personal development program designed specifically for the individual student-athlete.
- To help develop personal and life skills needed to lead a healthy and positive lifestyle.
- To bring life-long and lasting growth in the individual
- To assist in academic, athletic and personal development, academically, athletically.

Benefits

- Student-athletes may realize higher academic achievement
- Increased likelihood of retention
- Graduation and a path toward a chosen profession
- A higher level of maturity, well-rounded experiences, personal responsibility and accountability
- Greater overall success



Character, intellect, and athletic ability are the combined qualities that make a student a candidate for athletic participation. Once those qualities have been demonstrated, the Department of Intercollegiate Athletics is committed to a program that will develop the leadership potential of all students as they pursue their education, develop their athletic skills and prepare for rewarding careers.

C.A.T.S. Academics is designed to enhance the experience of the student-athlete in the University setting. The primary goals are:

- To support the efforts of every student-athlete who attends the University to earn a degree;
- To provide assistance for the student-athlete in the development of values, emphasizing the qualities of leadership;
- To enhance the interpersonal relationships and communication skills of the student-athlete;
- To facilitate the fulfillment of career and life goals of each student-athlete; and
- To safeguard the academic integrity of the UA by insuring compliance with all rules of the University and NCAA.

Mission

The C.A.T.S. Academic Office strives for excellence in regard to the academic, athletic, and personal performance of its student-athletes. Toward these goals, C.A.T.S. Academics commits itself to exemplary leadership and necessary services to support, manage, and lead its student-athletes.



We realize the unique commitments and pressures placed on the student-athletes. These very differences provide opportunities upon which the office may build a strong academic, athletic, and personal foundation for its student-athletes within and beyond the University.

Academic Advising

The academic advisor designated by each College has primary advising responsibilities for student-athletes who are currently enrolled in that College's curriculum. The C.A.T.S. Academics Office also offers supplemental counseling to all student-athletes regarding course selection for degree require-

ments and NCAA requirements for continued eligibility.

The academic advisory staff are responsible for monitoring the student-athlete's progress towards a degree and preserving academic integrity in the advising process. Counseling student-athletes in course selections is one of the most important functions. Our approach is one that encourages the cooperating efforts of several individuals.

A staff member first works with the student-athlete to formulate a tentative course plan for the targeted term. This plan is based on the student's academic background, career objectives, and areas of interest. Then the student meets

with a faculty advisor or college advising center staff member to review the plan.

The Athletic Department counselors and campus advisors work together in order to insure progress toward a degree as well as meet eligibility requirements.

Tutorial Program

Tutorial services are available to all student-

athletes upon request. These sessions may be conducted in-groups or individually. Graduate students and outstanding undergraduate students are recruited from all departments and are selected on the basis of faculty recommendation and knowledge of subject area.

Although special arrangements are sometimes made, tutoring is usually conducted at the Albert & David Cohn Academic Services Center in McKale. This policy encourages student-athletes to attend and, thus, contributes to the positive atmosphere of the program. It also allows close staff supervision and safeguards the integrity of the



all teams and required by some. The F.A.S.T. program structure includes a daily 45 minute meeting when student-athletes schedule their time

program. The services provided by the tutorial staff are an integral part of the total C.A.T.S. Academic program.

Competent tutors who possess excellent communication skills are an invaluable learning resources for busy student-athletes. Some tutors are hired to be subject tutors and all tutors sign statements of confidentiality.

F.A.S.T. Program

(Freshman Academic Scholastic Training)

The primary focus of the student-athlete should be academic success. It is especially important that the freshman student-athlete understands this very early in their college career.

With this in mind, the F.A.S.T. Program is designed to enhance the academic skills of the freshmen student-athlete to increase their chances of success in the classroom. Attendance in the F.A.S.T. Program is recommended for

and review their notes.

Topics emphasized during the F.A.S.T. Program include: time management and organizational skills, note taking and test taking strategies, paper structure, content and writing, and final exam preparation. Additional academic skills training is offered throughout the year.

The program is unique because the information presented is focused on developing the student-athlete as a "whole" person. The ultimate goal is to develop the student-athlete academically, athletically, and socially.



S.T.A.R.T. F.A.S.T. PROGRAM

(Student-Athlete Resource Training Freshmen Athletic Scholastic Training)

The START FAST Program, required by all freshman student-athletes consists of six (6) hours of directed study time per week in the first semester of enrollment. Each study session focuses on completing academic objectives and is designed to supplement other academic programs.

Bob & Olga Strauss Computer Services Center

The athletics department's newly renovated computer lab occupies more than 1,500 square feet and encompasses fifty (50) stand-alone computers which feature Microsoft office and Windows word-processing programs, and several spreadsheet programs.

Each computer has full Internet access, the UA library Sabio system, and e-mail. Student-athletes can access the Discover Career Exploration program from each computer. The Computer facility is open and supervised seventy (70) hours per week. Four laser printers and a scanner complement the lab.

C.A.T.S. Personal Development

In C.A.T.S. Personal Development, the main focus is on personal development, leadership, career development and community service. More than 50 members of the faculty and various campus departments are actively involved in a network supporting C.A.T.S.

C.A.T.S. Personal Development Staff

The C.A.T.S. Personal Development staff, under the direction of Associate Athletics Director Dr. Richard Bartsch, consists of:

- Becky Bell, *Director of CATS Personal Development*
- Gretchen Bouton, *CATS Community Services*

Enrichment and Orientation Programs

Student-athletes explore campus life through an orientation program that consists of a three-day introductory session covering University and Athletics Department programs and policies. It is conducted at the beginning of the fall semester.

Substance Abuse Education & Testing

The Athletics department is committed to being drug-free. Educational programs consisting of a mandatory workshop, follow-up meetings, seminars, and a Substance Abuse Testing Program help in understanding -- and avoiding -- any type of substance abuse.



Head coach Joan Bonvicini and the rest of the Wildcat team were honorary chairs of the 2003 Race for the Cure in Tucson last spring.

C.A.T.S. Network for Student-Athletes

The purpose of the C.A.T.S. Network is to provide free, confidential and professional assistance to those student-athletes who wish to obtain information or advice in the areas of health, personal growth and well-being and/or explore specific personal concerns.

Personal Assistance Program

This program identifies student-athletes who are considered "at-risk," through an enrichment program which includes special assessment tests. Once recognized, the student-athlete is given assistance through individual sessions with Athletics Department staff members and/or

through various campus assistance programs.

Minority Outreach Program


In affiliation with various programs on campus, the minority mentoring program places minority student-athletes in touch with faculty and staff who are there to address the personal or academic concerns of student-athletes.

Peak Performance Program

Peak Performance is designed to help student-athletes learn and use mental skills such as goal setting, visualization, positive self talk, stress management, communication and team building to enhance their effectiveness as a student-athlete and a person.

Peer Athletic Leaders (P.A.L. Program)

P.A.L. is made up of upper-class student-athletes from each team who are dedicated to helping other student-athletes with any questions or difficulties. Every incoming student is paired with a Peer Athletic Leader to help them ease their transition into the University.



Career Development Program

The Career Development Program is designed to offer a variety of services to help student-athletes develop and implement career plans, develop resumes, set goals, and help facilitate use of the campus Career and Placement Service.

L.I.F.E. Program (Links to Internships and Future Employment)

Student-athletes are placed in internships or have the opportunity to interview for full-time or part-time jobs according to their majors and career interests.

Faculty Fellow Program

The Faculty Fellow allows for a personal relationship between a student and a faculty member to develop and it provides an opportunity to share intellectual, social and cultural experiences.

Seminar Series

The Seminar Series provides interesting and knowledgeable

professionals to speak to student-athletes on a variety of health-related and student success issues. Voluntary and mandatory seminars are regularly scheduled for individual student-athletes, specific teams, or all student-athletes.

Student-Athlete Advisory Board (SAAB)

SAAB represents the voice of the student-athlete. Members of the board discuss their ideas and concerns with members of the Athletics Department administration. Student-athlete representatives from each of the UA's 19 sports are selected. The Director of Athletics and the Senior Associate Athletics Director (Senior Woman Administrator) hold non-voting membership on the board. The board meets monthly.

Student-Athlete Giving-Back Program

The Giving-Back Program is designed to educate student-athletes about the importance of giving back during and after athletic eligibility has ended. It also provides venues to learn the heritage and rich traditions of Arizona Athletics.

C.A.T.S. Forever

The C.A.T.S. mission continues long after student-athletes have left the University of Arizona. Former student-athletes who have left the program prior to graduation

are encouraged to return to complete their academic degrees. Athletics Department personnel provide assistance in this area. Former student-athletes are also provided with career counseling, internship opportunities, and job search assistance. The University of Arizona Letterwinners Association also provides involvement opportunities and networking.

Community Outreach Program

Community service, which includes the Smith Project Speakers' Bureau, continues to be one of the most successful segments of the overall personal development program. During an average year, more than 200 student-athletes volunteer in excess of 400 hours to community service and speak to more than 40,000 children in the Tucson area.

Smith Project Speakers' Bureau

The student-athletes who speak for the Smith Project focus on teaching children how to make healthy life choices and the importance of education. They speak to children about their life experiences, impart an inspirational and positive message, and aim to make a difference in the lives of young people.



C.A.T.S. Strength Training



C.A.T.S. Strength and Conditioning offers the student-athlete diverse programming designed to maximize the physical capabilities of each individual student-athlete. Each student-athlete receives direction appropriate to his or her specific sport and is able to benefit physically and mentally from strength and conditioning efforts.

Bill Estes Jr. Family Strength and Conditioning Center

The new \$13.5 million dollar Bill Estes Jr. Family Strength and Conditioning Center at The University of Arizona is a functional facility with thousands of dollars of strength, plyometric (indoor sandpit), indoor running turf and aerobic equipment. An individualized program is developed for each student-athlete depending on his or her sport, position and specific physical needs. In today's athletic arena, it takes more than just talent to succeed. Physical training that includes speed development, flexibility work, strength training, injury prevention exercises and nutritional counseling will give a University of Arizona student-athlete the greatest chance to be successful in their competitive endeavor. The University of Arizona is committed to helping every student-athlete reach his or her potential.



Free Weight Equipment

Free weight training provides a student-athlete with functional power and strength development to enhance their performance. World-class and state-of-the-art equipment is available to help maximize athletic performance safely and effectively.

Plyometric and Flexibility Equipment

Transitioning strength development into reactive power and foot speed is vital for every student-athlete. Specific equipment such as an indoor sandpit, running turf, jumping machines, plyo boxes, medicine balls and the knowledge of when and how to use them from the strength staff will allow a student-athlete to reach the highest level of competition.

Machines and Dumbbells

Injury prevention and rehabilitation is another aspect that affects a student-athlete's success. A line of top quality selectorized machines and dumbbells, coupled with a staff knowledgeable in functional rehabilitation, will ensure that balanced development, joint isolation and stability can be achieved with the utmost in safety and comfort.

Cardiovascular Equipment

In addition to having some of the best weather in the country for conditioning outside on a year-round basis, the strength and conditioning center has top of the line heart rate monitored equipment for individual student-athletes to use.



C.A.T.S. Medical Services addresses the medical needs of the student-athlete and is able to provide valuable assistance for the student-athlete. The Medical Services area focuses on preventative measures in order to allow the student-athlete to enjoy the rewards of his or her sport to the fullest extent. Rehabilitation and physical therapy services assist the student-athlete in recovery and preparation for continued success in a specific sport.

C.A.T.S. Medical Services Staff

The athletic medicine team is comprised of a team physician (family practice specialist), three team orthopedic surgeons, 12 certified athletics trainers and two physical therapists. In addition, the entire staff works with a team of approximately 30 specialists in the Tucson community to provide comprehensive medical care for athletically related injuries and illnesses.

The Kasser Family Sports Medicine Center

The sports medicine center consists of 5,300 usable square feet in space. It includes the Alex and Elisabeth Kasser Aqua Rehab Facility which features an underwater treadmill and other hydro-therapy equipment. The facility has stations for taping and treatment, examination rooms and offices for UA physicians, staff offices and reception area, and an X-ray examination room.

Injury Prevention

The athletic medicine staff is committed to working with strength and conditioning coaches, team coaches and student-athletes in implementing ways to prevent injuries. Although the risk of injury cannot be completely eliminated, proper strength and conditioning, adequate hydration, taping and bracing, and education are all methods employed by the staff to minimize the risk of injury or illness.

Injury Evaluation and Treatment

If a student-athlete is injured during an athletic event, he or she must notify the athletic trainer of his or her sport as soon as possible. The certified athletic trainer will assess the injury and proceed to treat the injury or recommend further consultation from a team physician.

Injury Rehabilitation

The athletic training staff and physical therapist are trained in up-to-date methods of rehabilitating athletic injuries. The staff utilizes equipment located in the rehabilitation area of the training room such as balance boards, Swiss balls, lifecycles and a treadmills. Later stages of rehabilitation may be conducted in the weight room with help from the strength and conditioning staff.





Media Information

The UA Athletic Media Relations Office will help media throughout the season in its coverage of Arizona women's basketball including issuing a weekly news release, daily news items, home game statistical packages, administering news conferences, practice and press row operations, credentialing and road-game access, among other duties. Media are reminded to check the Arizona athletics web site (www.arizonaathletics.com) for daily news and developments.

Practices

All Arizona women's basketball practices are open to the local media representatives who cover the team on a regular basis and are open to fans who wish to observe the practices. All visiting

Directions to McKale Center at the University of Arizona

From Tucson International Airport:

Follow Tucson Boulevard out of Tucson International Airport to Kino Parkway (three miles). Turn right on Kino Parkway and head north (Kino Parkway eventually changes name and becomes Campbell Avenue) for four miles. After crossing Sixth Street, take the first left and McKale Center will be on your immediate right.

From Phoenix:

Take I-10 South (approximately 100 miles). When arriving in Tucson, take the Speedway Boulevard exit. Turn left onto Speedway and go two and one-half miles to Campbell Avenue. Turn right onto Campbell Avenue and go approximately one-third of a mile. Entry to McKale Center will be the first right after the light at Third Street.

media need authorization from the Athletic Media Relations Office to attend practice.

TV crews are welcome to shoot footage of practices, provided they stay outside the boundaries of the court. Photographers are also welcome to shoot practices, with the same stipulation.

Media may make

special requests for photo opportunities at practice through assistant athletic media relations director Mindy Claggett.

Any questions about practice policies should be directed to Mindy Claggett at (520) 621-4163. Normal practice times are late afternoon or evenings, Monday through Saturday. Most practices are held on the McKale Center main floor, but on occasions of a schedule conflict, practices may be held at Bear Down Gymnasium. Because practice times and locations can fluctuate weekly, contact Mindy Claggett for a current practice schedule.

Facilities Access for Media

The team locker room, sports medicine center and strength and conditioning center are off limits to media without invitation from head coach Joan Bonvicini (or various department heads in the case of the weight room and medical treatment areas).

Player Interviews

Players occasionally can do very brief on-the-spot interviews with media members in the pre-practice period, and they generally are available post-practice as well. On days which the team participates in post-practice strength training, players will not be available for interviews until after their sessions in the weight room are finished.

To ensure player availability on practice days, contact Mindy Claggett at least 24 hours in advance of the desired interview time. Any interviews outside of practice must be arranged through Mindy Claggett, and player home phone numbers will not be given out.

Players are not available on game days until after contests. Media members

may request post-game interviews with specific players by contacting Mindy Claggett before the end of each game.

Coaching Staff Interviews

Interviews with members of the Arizona coaching staff may be arranged by contacting the women's basketball office at (520) 621-4014. The best time to reach head coach Joan Bonvicini is weekdays between 9 a.m. and noon.

Post-Game Interviews

All post-game press conferences and interviews will be conducted in the press room, 106A, located in the Media Relations Office suite, which is in the northwest corner of McKale Center. Arizona players and coaches will be available in the press room following a brief cooling-off period, then visiting players and coaches will be brought in as requested. Requests for specific players from either team need to be addressed to Mindy Claggett within the final five minutes of each contest.

All media are encouraged to use the press room as a work area after the interview sessions. Telephones and data lines are available in the press room, and fax machines, typewriters, PC computers and a copier are accessible in the Media Relations Office as needed.

Injuries

Announcements will be made on injuries in the weekly news release issued on Tuesdays. Any additional information regarding injuries will be provided to the media by head coach Joan Bonvicini. Information regarding any surgical procedures also will be made available as soon as possible by the media relations office upon notification by appropriate medical/team personnel. Do not contact the UA sports medicine staff for further details, as it is their policy to release information only through head coaches.

Media Credentials

Requests for press, radio, television and photographer credentials should be faxed at least 24 hours in advance on company letterhead to Mindy Claggett in the Arizona Athletic Media Relations Office at (520) 621-2681, or sent via e-mail to mbishop@u.arizona.edu. Passes are available for working media only and are required for all contests. Credentials

may be picked up in the Media Relations Office before noon on the day of the game or at the McKale Center Ticket Office beginning an hour and one-half prior to tip-off. Media credentials for away games will be administered by Mindy Claggett.

Media Parking

Media parking on campus from 8 a.m. to 5 p.m. Monday through Friday is handled through the UA Office of News Services, room 413, University Services Building, North Euclid Avenue at University Boulevard. All media needing parking at these times must obtain a permit from that office. Regardless, media parking permits do not allow the holder to park in handicap, service or 24-hour reserved parking. Parking tickets are the responsibility of the perpetrator, not the SID office.

Parking access around the McKale Center on game day is on a first-come, first-served basis. There are no parking passes available for home games. Media parking for road games will be administered by Mindy Claggett in the Media Relations Office.

Media Travel

All media travel arrangements are the responsibility of the media. Women's basketball operations coordinator Craig Haubrich (520-621-4014) can make hotel reservations in reporters' names if information is provided well in advance.

Professional Scouts

Any professional scouts wishing entry to an Arizona women's basketball game must contact Mindy Claggett in the Athletic Media Relations Office at (520) 621-4163 to obtain credentials.

Requests should be made at least 24 hours in advance and can be faxed on organization letterhead to (520) 621-2681 or sent via e-mail to mbishop@u.arizona.edu. No parking passes are available. Scouts will be allowed to sit on press row as space permits, otherwise seats will be made available in the stands. Media guides and game notes will be available for all scouts in the press room (McKale Center room 106A).

Visiting Radio

Visiting radio stations wishing to broadcast any contests need to contact

Mindy Claggett in the Athletic Media Relations Office at (520) 621-4163 at least one week in advance to make arrangements for telephone lines and space at press row. You must specify the number of lines needed, as well as whether ISDN or regular phone lines are required.

Game Day Media Services

Game notes, media guides and rosters will be available in the press room (McKale Center room 106A). Halftime

statistics will be distributed along press row and in the press room, and final statistics will be delivered to the press room. Full statistics, play-by-play sheets, post-game notes and quotes will be distributed in the press room as well. The Media Relations staff will fax a final box at your request.



Paul Johnson The Voice of Arizona Women's Basketball

Paul Johnson is employed by the UA as the women's basketball play-by-play announcer. He has 22 years of sports broadcasting experience, including the last eight years as the voice of Arizona women's basketball.

Prior to working with women's basketball, Johnson served as executive producer of the Arizona Cardinals Radio Network. Before joining the Cardinals' staff, he was involved with KNST radio for three years, broadcasting UA football and baseball and hosting his own sports talk show on the station.

Johnson gained much of his broadcast experience in Minneapolis, Minn., where he was a sports talkshow host along with the legendary Ray Scott and a broadcaster for multiple athletic events. He was also a play-by-play announcer for three years with the Minnesota Strikers of the Major Indoor Soccer League, and for the University of Minnesota hockey team.

In addition to his current duties with UA women's basketball, Johnson is a member of the pastoral staff at Christ Community Church in Tucson. He is a member of Media Fellowship International.

UA women's basketball is a family affair for the Johnsons. Paul's children -- Adina, Jeremy and Taylor -- are fixtures at home games, and Adina and Jeremy are gameday volunteers with the media relations staff.



2002-03 Media Outlets

Tucson Newspapers

Arizona Daily Star (a.m.)

4850 S. Park Ave.
Box 26807
Tucson, AZ 85726
(520) 573-4145
(520) 573-4149 fax
www.azstarnet.com
*James Bennett (Sports Editor),
Greg Hansen (Columnist), Kristen
Davis (Women's Sports Editor)*

Tucson Citizen (p.m.)

4850 S. Park Ave
Box 26767
Tucson, AZ 85726
(520) 573-4635
(520) 573-4569 fax
www.tucsoncitizen.com
*Mike Chesnick (Sports Editor),
Corky Simpson (Columnist), Ken
Brazzle (WBKB beat)*

Cat Tracks

1402 N. Alvernon
Tucson, AZ 85716
(520) 327-0705
(520) 327-0018 fax
www.cattracks.net
Brad Allis

Arizona Daily Wildcat

UA Student Union
Box 210017
Tucson, AZ 85721
(520) 621-7581
(520) 626-8303 fax
www.wildcat.arizona.edu
*Maxx Wolfson (Sports Editor),
Charles Renning (WBKB beat)*

Tucson Television

KGUN-TV (ABC)

Box 17990
Tucson, AZ 85731-7990
(520) 290-7730 or 7731
(520) 733-7050 fax
www.kgun.com
*Dave Silver (Sports Director), Phil
Buehler, Mike Kocsis*

KOLD-TV (CBS)

7831 N. Business Park Dr.
Tucson, AZ 85743
(520) 744-6397
(520) 744-5235 fax
www.kold.com
*Scott Kilbury (Sports Director), Todd
Grisham*

KVOA-TV (NBC)

209 W. Elm
Tucson, AZ 85705
(520) 624-2477
(520) 884-4644 fax
www.kvoa.com
*Dan Ryan (Sports Director), Pete
Delgado, Eric Rhodes*

KWBA-TV (WB)

Michael Cowman
3481 E. Michigan
Tucson, AZ 85714
(520) 889-5800
(520) 889-5855 fax
www.kwba.com

KHRR-TV (Telemundo)

Francisco Romero
2919 E. Broadway Blvd.
Tucson, AZ 85716
(520) 322-6888
(520) 881-7926 fax
www.khrr.com

Wildcat Sports Carriers

FOXSports Net Arizona

(Television rights holder)
One Renaissance Square
2 N. Central
Suite 1700
Phoenix, AZ 85004
(602) 257-9500
(602) 257-0848 fax
www.foxsports.com

KNST Radio

(UA broadcast rights holder)
3202 N. Oracle Rd.
Tucson, AZ 85705
(520) 618-2100
(520) 618-2135 fax
Brian Jeffries (Sports Director),
Ryan Radtke (Sports Tonight host)

KJLL 1330 AM

(WBKB flagship station)
4320 N. Campbell Ave.
Suite 234
Tucson, AZ 85718
(520) 529-5865
(520) 529-9324 fax
www.tucsonsjolt.theriver.com

Paul Johnson

(WBKB play-by-play announcer)
8301 E. Zensky
Tucson, AZ 85710
(520) 296-8501
(520) 298-8916 fax

Tucson Radio

Arizona Lotus Corporation

1920 W. Copper Road
Tucson, AZ 85745
(520) 622-6711
(520) 624-3226 fax
*KFMA (92.1 FM), KLPX (96.1 FM),
KTKT (990 AM)*

Clear Channel Communications

3202 N. Oracle Rd.
Tucson, AZ 85705
(520) 618-2100
(520) 618-2135 fax
*KNST (790 AM), KCEE (97.1 FM),
KRQQ (93.7 FM), KWFM (92.9 FM)*

Good News Radio Broadcasting

3222 S. Richey Ave.
Tucson, AZ 85713
(520) 790-2240
(520) 790-2937 fax
KGMS, KVOI (690 AM)

Journal Broadcast Group

3438 N. Country Club Rd.
Tucson, AZ 85716
(520) 795-1490
(520) 618-3155 fax
*KFFN (1490 AM), KGMG (106.3
FM), KMXX (94.9 FM), KZPT (104.1
FM)*

Slone Broadcasting Group

575 W. Roger Rd.
Tucson, AZ 85705
(520) 887-1000
(520) 887-6397 fax
*KIIM (99.5 FM), KHIT (107.5 FM),
KOAZ (97.5 FM), KTUC (1400 AM),
KCUB (1290 AM)*

Radio XENY

*(760 AM, Spanish originating
station)*
P.O. Box 1472
Nogales, AZ 85628
01152631-2-00-14 (phone in
Nogales, Mexico)
01152631-2-22-62 fax

Phoenix Newspapers

Arizona Republic

200 E. Van Buren St.
Phoenix, AZ 85004
(602) 444-8222
(602) 444-8107 night desk
(602) 444-8295/8686 fax
www.arizonarepublic.com
Jeff Metcalfe (WBKB beat)

East Valley Tribune

Box 1547
Mesa, AZ 85211
(480) 898-6525
(480) 898-6362 fax
www.aztrib.com

Associated Press

505 N. 2nd St.
Suite 120
Phoenix, AZ 85004
(602) 258-8934
(602) 254-9573 fax
wire.ap.org

